



Download
IES File from
website

PERFECT FOR OFFICE, COMMERCIAL
AND INDUSTRIAL APPLICATIONS

LED EMERGENCY BULKHEADS

Low energy alternative to standard fluorescent emergency bulkheads

- Polycarbonate construction • Internal or external use • 20mm gland entries as standard
- Hinged gear tray & push fit terminal block: allows for quicker and easier installation and maintenance
- Minimum 3 hour functionality in emergency mode • High output LEDs with bright white light
- Semi recessed fixing option available: BULKFRAME allows a more discreet installation option
- Dedicated self adhesive legend pack included with a combination of symbols: allows multiple exit path designation options
- Additional legend sets available: ISOLGDSET (ISO 7010 format) / LGDSET (signs directive format) which can be used as additional legend sets or as individual stickers for walls and doors
- Viewing distance 20m • Replacement battery: code EB1
- Fitting 5 year warranty, battery 1 year warranty

MAINTAINED VERSIONS:

- Facility for remote switching and non-maintained mode
- 235 lm when connected to mains, 150 lm when connected to battery


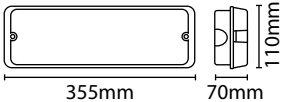
BULKFRAME:

- Pressed steel construction • Spring retaining clips
- Semi recessed fixing: allows a more discreet installation option
- Hole cut out size: 350mm x 117mm

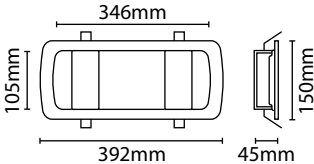
- **Fittings / Frame** = M.O.M: 1 / O.P.Q: 12
- **Legends** = M.O.M: 12 / O.P.Q: 12



Hinged
gear tray



BULKFRAME



Code	Version	Wattage	Colour Temp.	Lumens	Avg. Rated Life (Hrs)	IP Rating
EML3MISO	Maintained With ISO 7010 Legend Set	7W	6000K	235 lm (mains) 150 lm (battery)	30,000 hrs	IP65
EMLED3M	Maintained With Signs Directive Legend Set					
EML3NMISO	Non Maintained With ISO 7010 Legend Set	2W		150 lm		
EMLED3NM	Non Maintained With Signs Directive Legend Set					
BULKFRAME	White Bulkhead Frame					
ISOLGDSET	ISO 7010 Legend Set					
LGDSET	Signs Directive Legend Set					