

Silavent

Silavent Sapphire Fans...

...style and serenity for
bathrooms and kitchens



Ultra quiet ventilation combined with style
and efficiency

YESSS
ELECTRICAL


 **Polypipe**

Intermittent Extract Fans

Our range of Silavent bathroom and kitchen fans provides rapid local extraction and includes axial, centrifugal and in-line options. With a number of years presence in the UK market, the Silavent brand has earned itself a superb reputation for quality, reliability and ease of installation.

How they work

Also known as System 1 in Approved Document F of the Building Regulations, intermittent extract is a classic method of ventilating a home, either under occupant or automatic control.

 UK manufactured, our Silavent fan range includes low voltage (SELV variants) and a variety of control options such as timer, pull cord and humidistat variants.



Very quiet ventilation combined with style and efficiency!



Sapphire Range

new

- Stylish modern design to suit internal décor
- Very quiet performance levels
- Include energy efficient models that use up to 70% less power on standby than many other low energy fans
- Ability to mix and match fascia options for discreet integration

For customers looking to comply with current Building Regulation requirements, we offer a selection of energy efficient Green Line models as part of our **NEW** or traditional fan ranges.



Quiet. Modern. Discreet.



Fan Types

Axial fans – pages 4-6

Incorporate impellers that force air to move parallel to the shaft about which the impellers rotate. Axial fans are suited to short duct runs which connect directly to an external outlet or grille.



In-line fans – page 7

Include duct-mounted axial, centrifugal or mixed flow fans and due to their discreet location, are ideal for shower applications. Mixed flow fans move air in both an axial and radial direction relative to the shaft and will develop higher air pressure but move less air than axial fans. As an added benefit to the installer, in-line fans also reduce the need for core-drilling.

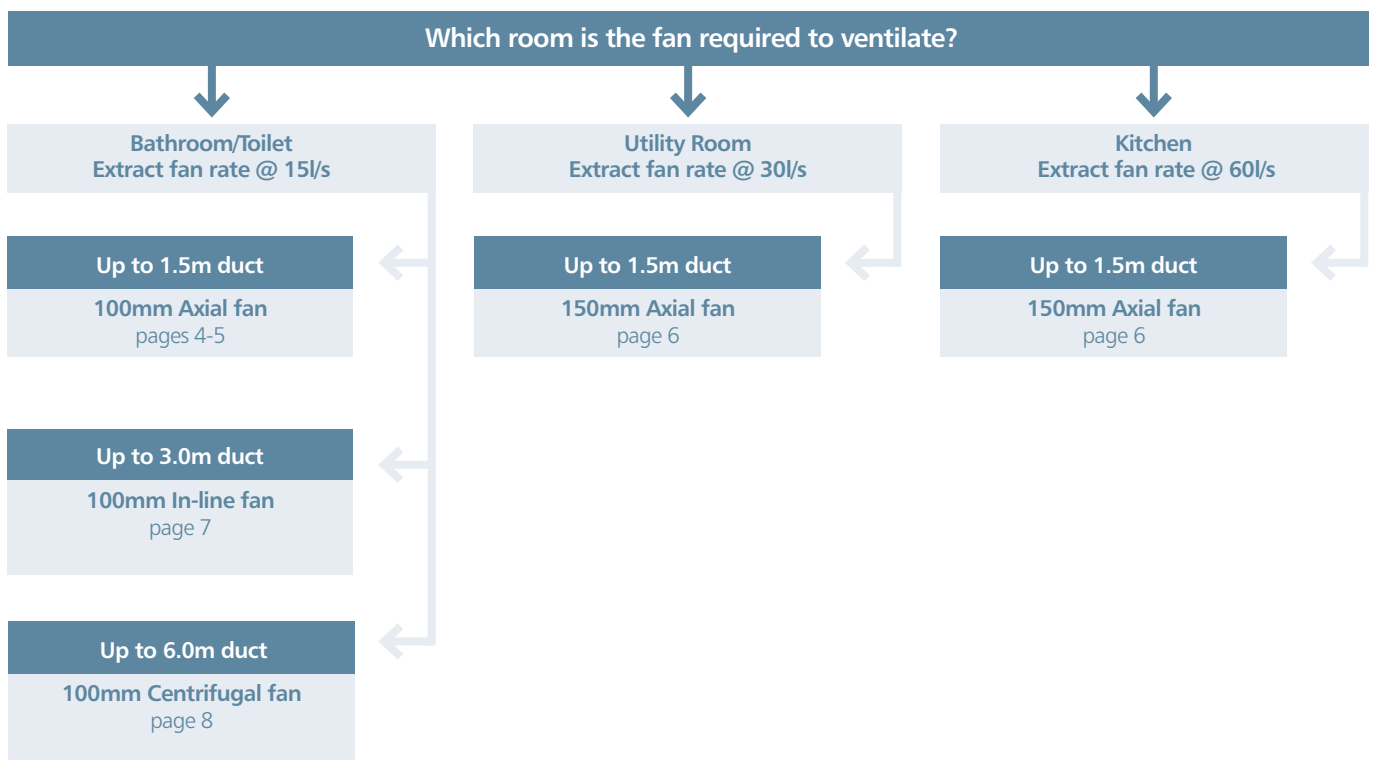


Centrifugal fans – page 8

Force air to move at right angles to the intake of the fan using centrifugal force. These fans produce more pressure to overcome resistance encountered in longer duct runs and are typically quieter than an axial fan.



Fan Selector





100mm (4") Energy Efficient

SAPPHIRE RANGE

GREEN LINE PRODUCTS

- Comply with current Building Regulation requirements
- Offers a very low SFP down to 0.22 W/(l/s)
- Quiet in operation
- Stylish fascia to fit interior design scheme
- Ability to mix and match fascia options
- Reduces carbon emissions

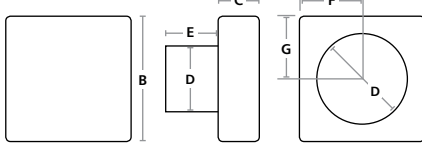


SUITABLE FOR BATHROOM TOILET
PREMIUM IDEAL FOR NEW BUILD & REPLACEMENT

Technical Data

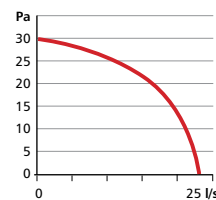
Description	230V	SELV (230/12V)
Max Extract Volume (l/s)	23	24
Max Extract Volume (m ³ /h)	83	86
Max Pressure (Pa)	30	27
Supply Frequency (Hz)	50	50
Specific Fan Power W/(l/s)	0.37	0.22
Max Power (W)	8.5	4/Standby 0.2
Max Sound dB(A)@3m	32	32
Weight (kg)	0.7	0.8
IP Rating	X4	X4
Max Operating Temperature (°C)	40	40
Wall-Fit Hole Diameter (mm)	110	110
Warranty	2 yrs	2 yrs

Dimensions



Measured in mm
 A: 150 B: 150 C: 37 D: 99 E: 139 F: 75 G: 75

Performance



Models

	SELV	Retail Pack	Pull Cord	Timer	Humidistat	PIR
GTF100-S						
GTF100LV-S	•					
GTF100-SR		•				
GTF100-PC			•			
GTF100LV-PC	•		•			
GTF100-PCR		•	•			
GTF100-T				•		
GTF100LV-T	•			•		
GTF100-TR		•		•		
GTF100-H					•	•
GTF100LV-H	•				•	•
GTF100-HPC			•	•	•	
GTF100LV-HPC	•		•	•	•	
GTF100-HPCR		•	•	•	•	

Backdraught fan shutter options also available.

Accessories

1K	Wall Fitting Kit
TFF100-CF1W	Fascia, Curved, Gloss White Finish, 210x202mm
TFF100-CF1S	Fascia, Curved, Silver Finish, 210x202mm
TFF100-CF1BM	Fascia, Curved, Brushed Metal Finish, 210x202mm
TFF100-DT1W	Fascia, Circular Indent, Gloss White Finish, 202x202mm
TFF100-DT1S	Fascia, Circular Indent, Silver Finish, 202x202mm

More information on fan fascias available on page 6.



Axial Fans



Silavent

100mm (4") Standard Axial

SAPPHIRE RANGE

- Extract rates comply with current Building Regulation requirements
- Provides effective ventilation
- Quiet in operation
- Stylish fascia to fit interior design scheme
- Ability to mix and match fascia options



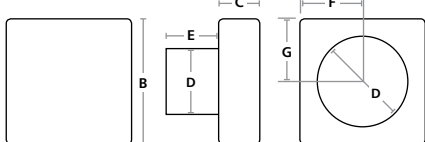
SUITABLE FOR BATHROOM TOILET

PREMIUM IDEAL REPLACEMENT

Technical Data

Description	230V	SELV (230/12V)
Max Extract Volume (l/s)	23	23
Max Extract Volume (m ³ /h)	83	83
Max Pressure (Pa)	25	28
Supply Frequency (Hz)	50	50
Specific Fan Power W/(l/s)	0.60	0.93
Max Power (W)	13.6	21.3
Max Sound dB(A)@3m	32	32
Weight (kg)	0.7	1.6 inc transformer
IP Rating	X4	X4
Max Operating Temperature (°C)	40	40
Wall-Fit Hole Diameter (mm)	110	110
Warranty	2 yrs	2 yrs

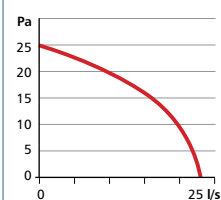
Dimensions



Measured in mm

A: 150 B: 150 C: 37 D: 99 E: 139 F: 75 G: 75

Performance



Models	SELV	Retail Pack	Pull Cord	Timer	Humidistat	PIR
STF100-S						
STF100LV-S	•					
STF100-SR		•				
STF100-PC			•			
STF100LV-PC	•		•			
STF100-PCR		•	•			
STF100-T				•		
STF100LV-T	•			•		
STF100-TR		•		•		
STF100-H				•	•	
STF100LV-H	•			•	•	
STF100-HPC			•	•	•	
STF100-HPCR		•	•	•	•	

Backdraught fan shutter options also available.

Accessories

1K	Wall Fitting Kit
TFF100-CF1W	Fascia, Curved, Gloss White Finish, 210x202mm
TFF100-CF1S	Fascia, Curved, Silver Finish, 210x202mm
TFF100-CF1BM	Fascia, Curved, Brushed Metal Finish, 210x202mm
TFF100-DT1W	Fascia, Circular Indent, Gloss White Finish, 202x202mm
TFF100-DT1S	Fascia, Circular Indent, Silver Finish, 202x202mm

More information on fan fascias available on page 6.





Fan Fascia Options

- Stylish bathroom and kitchen fan fascias, designed to discreetly fit interior design schemes
- Offer the ability to mix and match fascia options



TFF100-CF1W Fascia, Curved, Gloss White Finish, 210x202mm	
TFF100-CF1S Fascia, Curved, Silver Finish, 210x202mm	
TFF100-CF1BM Fascia, Curved, Brushed Metal Finish, 210x202mm	
TFF100-DT1W Fascia, Circular Indent, Gloss White Finish, 202x202mm	
TFF100-DT1S Fascia, Circular Indent, Silver Finish, 202x202mm	

Suitable for:

- Intermittent 100mm Energy Efficient Axial Fan - page 4
- Intermittent 100mm Standard Axial Fan - page 5

150mm (6") Energy Efficient

SAPPHIRE RANGE



GREEN LINE PRODUCTS

- Comply with current Building Regulation requirements
- Offers a very low SFP down to 0.48 W/(l/s)
- Quiet in operation
- Style fascia to fit interior design scheme
- Reduces carbon emissions

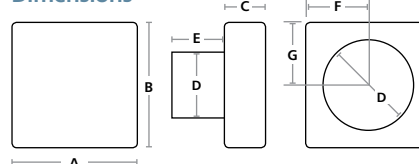


SUITABLE FOR KITCHEN UTILITY
 IDEAL FOR NEW BUILD & REPLACEMENT

Technical Data

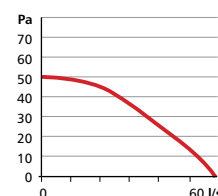
Description	230V
Max Extract Volume (l/s)	60
Max Extract Volume (m³/h)	216
Max Pressure (Pa)	50
Supply Frequency (Hz)	50
Specific Fan Power W/(l/s)	0.48
Max Power (W)	29/Standby 0.2
Max Sound Level dB(A) @ 3m	49
Weight (kg)	0.8
IP Rating	X4
Max Operating Temperature (°C)	40
Wall-Fit Hole Diameter (mm)	160
Window-Fit Hole Diameter (mm)	182-192
Suitable for Glass Thickness (mm)	3-22
Warranty	2 yrs

Dimensions



Measured in mm
 A: 201 B: 201 C: 44 D: 150 E: 61 F: 100.5 G: 100.5

Performance



	Pull Cord	Timer	Humidistat	PIR
--	-----------	-------	------------	-----

Models

GTF150-S				
GTF150-PC	•			
GTF150-T		•		
GTF150-H		•	•	

Accessories

15W	Window Fitting Kit
15K	Wall Fitting Kit



100mm (4") Energy Efficient (Axial)

SAPPHIRE RANGE
GREEN LINE PRODUCTS

- Comply with current Building Regulation requirements
- Offers a very low SFP down to 0.37 W/(l/s)
- Quiet in operation
- Ideal for shorter duct runs

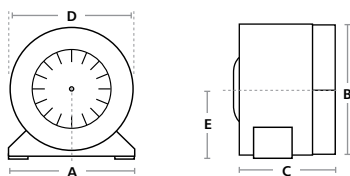


SUITABLE FOR BATHROOM TOILET
IDEAL FOR NEW BUILD & REPLACEMENT

Technical Data

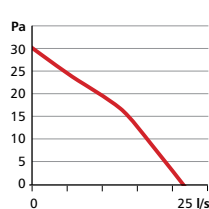
Description	230V
Max Extract Volume (l/s)	23
Max Extract Volume (m³/h)	83
Max Pressure (Pa)	30
Supply Frequency (Hz)	50
Specific Fan Power W/(l/s)	0.37
Max Power (W)	8.5
Max Sound Level dB(A) @ 3m	32
Weight (kg) (Fan Only)	0.6
IP Rating	X4
Max Operating Temperature (°C)	40
Warranty	2 yrs

Dimensions



Measured in mm
A: 130 B: 107 C: 155 D: 99 E: 57.5

Performance



100mm (4") Energy Efficient (Axial) with Light

SAPPHIRE RANGE
GREEN LINE PRODUCTS

- Comply with current Building Regulation requirements
- Offers a very low SFP down to 0.22 W/(l/s)
- Quiet in operation
- Optional ceiling light grille
- Ideal for shorter duct runs

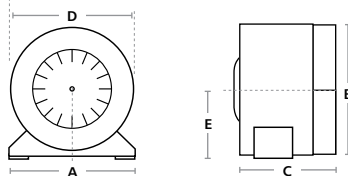


SUITABLE FOR BATHROOM TOILET
IDEAL FOR NEW BUILD & REPLACEMENT

Technical Data

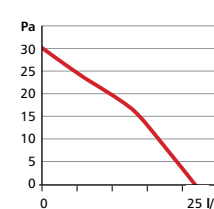
Description	230V
Max Extract Volume (l/s)	23
Max Extract Volume (m³/h)	83
Max Pressure (Pa)	30
Supply Frequency (Hz)	50
Specific Fan Power W/(l/s)	0.22 (0.44 inc light)
Max Power (W)	4 (10 inc light)
Max Sound Level dB(A) @ 3m	32
Weight (kg) (Fan Only)	0.6
IP Rating	X4
Max Operating Temperature (°C)	40
Warranty	2 yrs

Dimensions



Measured in mm
A: 130 B: 107 C: 155 D: 99 E: 57.5

Performance



	Duct Kit	Retail Pack	Pull Cord	Timer	Humidistat	PIR

Models

GLD100AC-T				•		
GLD100AC-TK	•			•		
GLD100AC-TKR	•	•		•		

	Duct Kit	Retail Pack	Ceiling Light Grille	Pull Cord	Timer	Humidistat	PIR

Models

GLD100-T					•		
GLD100-TK	•				•		
GLD100-TKR	•	•			•		
GSV100-TKW (Light Finish - White)	•		•		•		
GSV100-TKC (Light Finish - Chrome)	•		•		•		
GSV100-TKWR (Light Finish - White)	•	•	•		•		
GSV100-TKCR (Light Finish - Chrome)	•	•	•		•		

Duct kit includes brown grille.

Centrifugal Fans



Silavent

100mm (4") Energy Efficient

SAPPHIRE RANGE

GREEN LINE PRODUCTS

- Comply with current Building Regulation requirements
- Offers a very low SFP down to 0.39 W/(l/s)
- Quiet in operation
- Stylish fascia to fit interior design scheme
- Reduces carbon emissions

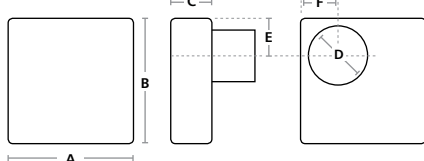


SUITABLE FOR BATHROOM TOILET
 PREMIUM IDEAL FOR NEW BUILD & REPLACEMENT

Technical Data

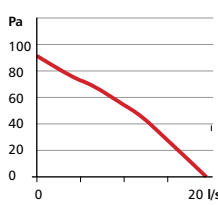
Description	230V	SELV (230/12V)
Max Extract Volume (l/s)	19	19
Max Extract Volume (m³/h)	69	69
Max Pressure (Pa)	91	91
Supply Frequency (Hz)	50	50
Specific Fan Power W/(l/s)	0.39	0.39
Max Power (W)	7.4	7.4
Max Sound Level dB(A) @ 3m	38	38
Weight (kg)	0.85	0.95
IP Rating	X4	X4
Max Operating Temperature (°C)	40	40
Warranty	2 yrs	2 yrs

Dimensions



Measured in mm
 A: 170 B: 170 C: 110 D: 99 E: 72 F: 69

Performance



	SELV	Pull Cord	Timer	Humidistat	PIR

Models

GCF100-S					
GCF100LV-S	•				
GCF100-T			•		
GCF100LV-T	•		•		
GCF100-HPC		•	•	•	
GCF100LV-HPC	•	•	•	•	

100mm (4") Standard Centrifugal

SAPPHIRE RANGE

- Extract rates comply with current Building Regulation requirements
- Provides effective ventilation
- Quiet in operation
- Stylish fascia to fit interior design scheme

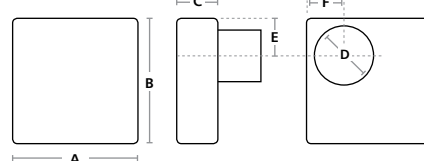


SUITABLE FOR BATHROOM TOILET
 PREMIUM IDEAL REPLACEMENT

Technical Data

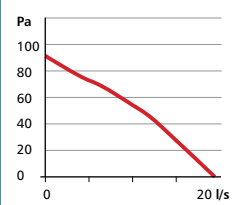
Description	230V
Max Extract Volume (l/s)	19
Max Extract Volume (m³/h)	69
Max Pressure (Pa)	96
Supply Frequency (Hz)	50
Max Power (W)	22
Max Sound Level dB(A) @ 3m	38
Weight (kg)	0.85
IP Rating	X4
Max Operating Temperature (°C)	40
Warranty	2 yrs

Dimensions



Measured in mm
 A: 170 B: 170 C: 110 D: 99 E: 72 F: 69

Performance



	Pull Cord	Timer	Humidistat	PIR	

Models

SCF100-S					
SCF100-T		•			
SCF100-HPC	•	•	•		