



INSTALLATION & MAINTENANCE MANUAL

RCTRGB

GENERAL INSTRUCTIONS

These instructions should be read carefully and retained after installation by the end user for future reference and maintenance.

These instructions should be used to aid installation of the following product:

RCTRGB

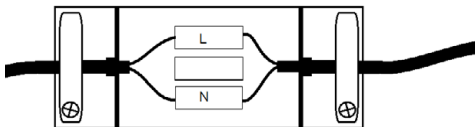
SAFETY

- This product must be installed in accordance with the latest edition of the IEE Wiring Regulations (BS7671) and current Building Regulations. If in any doubt, consult a qualified electrician
- Please isolate mains prior to installation or maintenance
- Check the total load on the circuit (including when this luminaire is fitted) does not exceed the rating of the circuit cable, fuse or circuit breaker
- Please note the IP (Ingress Protection) rating of this product when deciding the location for installation
- This product is for indoor use only
- This product is Class II double insulated
- This product is IP44 rated

INSTALLATION

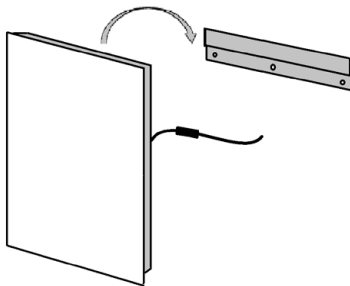
- Provide power to the required point of installation
- Using the mounting bracket as a template, mark the location for, and drill the fixing holes ensuring not to infringe with any gas/water pipes or electrical cables
- Secure the mounting bracket to the surface using the screws provided
- Connect the luminaire to the mains supply ensuring the correct polarity is observed: L - Live (brown), N - Neutral (blue) (see Fig. 1)

Fig. 1



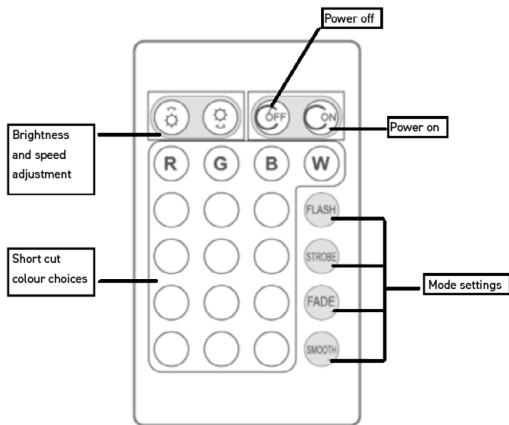
- Secure the mains cable under the cable clamp and refit the terminal cover
- Carefully position the luminaire onto the mounting plate (see Fig. 2)

Fig. 2



- Switch on and check for correct operation

REMOTE CONTROL SETTINGS



WARNING

This product must be disconnected from the circuit if subjected to any high voltage or insulation resistance testing. Irreparable damage will occur if this instruction is not followed.

GENERAL

The light source of this luminaire is not replaceable; when the light source reaches its end of life the whole luminaire should be replaced.

Clean with a soft dry cloth only, do not use aggressive cleaning products or solvents which may damage the product.

This product is dimmable using the remote control only.

This product should be recycled in the correct manner when it reaches the end of its life. Check local authorities for where facilities exist.

WARRANTY

This product has a warranty of 3 years from date of purchase. Failure to install this product in accordance with the current edition of the IEE Wiring Regulations (BS7671), improper use, or removal of the batch code will invalidate the warranty. If this product should fail within its warranty period, it should be returned to the place of purchase for a free of charge replacement. ML Accessories does not accept responsibility for any installation costs associated with the replacement product. Your statutory rights are not affected. ML Accessories reserve the right to alter product specification without prior notice.

**INTERNATIONAL
CONTACT DETAILS**



**230V
50Hz**

IP44



ML
ACCESSORIES LTD



**UK
CA**



101

ML Accessories Limited LU5 4LT
www.mlaccessories.co.uk