

Niva II

Niva II 20W Single output interior batten with integrated LED & switchable CCT

This version of the Niva II LED batten offers an output similar to traditional single output battens. The Niva II utilises high performance LEDs to offer outstanding lumen efficiency. The battens have a switchable CCT (3000/4000/6000K) and are suitable for a wide range of applications including warehouses, factories and garages. The product range also has the option to install an emergency module and microwave sensor.

KBTN20LS4/SCT (06493)

Specification

Voltage (eg 220-240 Vac 50/60Hz)	220-240Vac 50/60Hz
Current (mA)	94
Rated Power (W)	20
CCT Words	Cool White (Warm White, Day Light)
CCT (K)	4000 (3000, 6000)
Nominal Lifetime (h)	40000
L70B50 Lifetime (h)	60000
L80B10 Lifetime (h)	60000
L90 Lifetime (h)	48000
Total Luminous Flux (lm)	2800 (2500, 2500)
Power Factor	0.93
Blue Light Hazard	RG1
Glow wire temperature(°C)	650
Dimensions L x W x D (mm)	1170 x 61 x 71
Weight (kg)	1.3
In-rush current (peak/duration) (A)	6.63A / 200 µs
Protection Rating	Class I
IK Rating	IK08
IP Rating	IP20
Ambient Temperature Range (°C)	-20 to 40
Emergency Luminous Flux (lm)	600
Depth (mm)	1170

Light Source Specification

Lighting Technology Used	LED
Directional / Non Directional (DLS/NDLS)	NDLS
Light Source Cap Type (or other interface)	Connector
Mains / Non-Mains (MLS/NMLS)	NMLS
Connected Light source (Y/N)	N

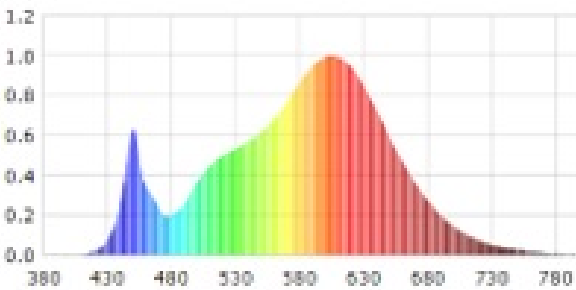
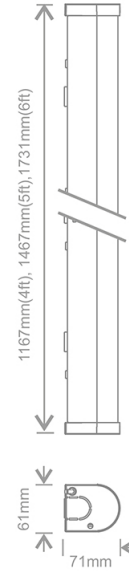
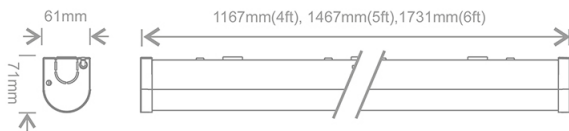
Colour Tunable Light Source (Y/N)	N
High Luminance Light Source (Y/N)	N
Anti-Glare Shield (Y/N)	N
Dimmable (Y/N/Specific dimmer)	N
Energy Consumption in on-mode (kWh/1000H)	18
Energy Efficiency Class (NEW FORMULA)	D
Useful Luminous Flux (lm)	2800 (2500, 2500)
Beam Angle correspondence (in 360°/120°/90°)	in 360°
CCT	4000 (3000, 6000)
On-Mode Power (Pon) (W)	18
Standby Power (Psb) (W)	0
Networked Standby Power (Pnet) (W)	N/A
CRI	82
CRI (min)	80
CRI (max)	84
Height (mm)	71
Width (mm)	61
Depth (mm)	1170
Claim of Equivalent Power? (Y/N)	N
Equivalent Power (W)	N/A
Chromaticity Co-Ordinates (X)	0.383 (0.435, 0.316)
Chromaticity Co-Ordinates (Y)	0.373 (0.404, 0.335)
Peak Luminous Intensity (DLS) (cd)	N/A
Beam Angle (DLS)	N/A
Beam Angle (min)(DLS)	N/A
Beam Angle (max) (DLS)	N/A
R9 CRI (LED/OLED)	25 (10, 5)
Survival Factor (x.xx)	0.9
Lumen Maintenance Factor (x.xx)	0.96
Displacement Factor	N/A

Colour Consistency in Mcadam Ellipses (Mains LED/OLED)	N/A
LED light source replaces fluorescent without integrated ballast of particular wattage (Mains LED/OLED) (Y/N)	N/A
Replacement W Claim (Mains LED/OLED) (W)	N/A
Flicker metric (pst LM) (x,x)	N/A
Stroboscopic effect metric (SVM) (x,x)	N/A
Light Source Supply	36Vdc 500mA

Optional Gears and Accessories

Component 1	Batten Emergency Module CEW05LBL/N
Component 2	Self-Test Emergency Module CEW05LBL/S

Technical Drawings



3000k