



INDUSTRIAL FLOODLIGHT SPECIFICATION SHEET



**COLLINGWOOD
LIGHTING**

01604 495 151
collingwoodlighting.com

 /collingwoodlighting

 /collingwoodlighting

 collingwoodled

K2

Industrial Floodlight, up to 114lm/W, IP65 & IK08 rated

FEATURES

IK rating	IK08
IP rating	IP65
Tilttable	180°
Dimmable	No
Input	220-240V 50/60Hz Surge protection 6KV/10KV
LED Lifetime	50,000h L80 B10
CRI	>80Ra
SDCM	3SCDM
Flicker Free	Yes
Emergency version available	No
Wattage	100W

INSTALLATION INFORMATION

Install Connector Type	Flying lead
Inrush Current	100W - 70A 0.2ms 150W - 110A 0.2ms 200W - 120A 0.2ms
Construction Material	Aluminium Alloy Tempered Glass
Weight	100W - 4.00Kg 150W - 5.00Kg 200W - 5.60Kg
Maximum ambient temperature	-40°C to +50°C
SELV	Yes
Building regulations	Part P
Electric Class [1, 2, 3]	1

GUARANTEE / WARRANTY

5 year extended guarantee

FEATURES & BENEFITS

Robust and can withstand tough environments

Ratchet points on bracket, tightened by allen key

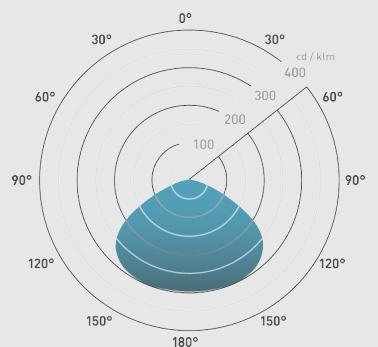
Highly efficient 114lm/W

Surge protection
L/N-PE = 10KV
L-N = 6KV

PHOTOMETRICS @ 25°C

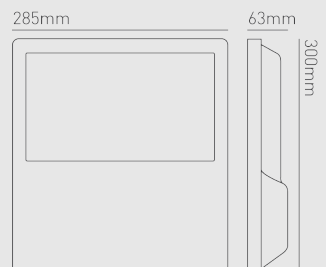
Product code	Finish	Feature l	Wattage	Colour	Beam angle	lm	lm/W	lx @ 1m
IFL10BX30	Black	Symmetric beam angle	100W	3000K	120°	11400	114	3402
IFL10BX30100150	Black	Asymmetric beam angle	100W	3000K	100°x150°	11400	114	1950
IFL10BX40	Black	Symmetric beam angle	100W	4000K	120°	11400	114	3402
IFL10BX40100150	Black	Asymmetric beam angle	100W	4000K	100°x150°	11400	114	1950
IFL15BX30	Black	Symmetric beam angle	150W	3000K	120°	17100	114	5235
IFL15BX30100150	Black	Asymmetric beam angle	150W	3000K	100°x150°	17100	114	2966
IFL15BX40	Black	Symmetric beam angle	150W	4000K	120°	17100	114	5235
IFL15BX40100150	Black	Asymmetric beam angle	150W	4000K	100°x150°	17100	114	2966
IFL20BX30	Black	Symmetric beam angle	200W	3000K	120°	22200	111	6550
IFL20BX30100150	Black	Asymmetric beam angle	200W	3000K	100°x150°	22200	111	3768
IFL20BX40	Black	Symmetric beam angle	200W	4000K	120°	22200	111	6550
IFL20BX40100150	Black	Asymmetric beam angle	200W	4000K	100°x150°	22200	111	3768

Beam angle: 120°



WIRING INFORMATION

Cable / Flying Lead	1000mm H05RN-F 3x1.0mm ² Ø7mm
Type of Wiring Required	Parallel



INDUSTRIAL FLOODLIGHT SPECIFICATION SHEET


ACCESSORIES


No accessories required




COLLINGWOOD
LIGHTING

01604 495 151
collingwoodlighting.com

 /collingwoodlighting

 /collingwoodlighting

 collingwoodled

K2

Collingwood's history of quality and innovation has led us to extend into the industrial market. Providing optimal protection against water these new range of floodlights are ideal for car parks and outside commercial units. This range comes with 5-year warranty providing low running costs over the extended lifetimes of the product. These are available in 3 outputs, 100W, 150W and 200W and both symmetric and asymmetric beam angles.