



EMERGENCY LUMINARIES SPECIFICATION SHEET



**COLLINGWOOD
LIGHTING**

01604 495 151
collingwoodlighting.com

 /collingwoodlighting

 /collingwoodlighting

 collingwoodled

Salvus Emergency Bulkhead

145lm, emergency bulkhead

FEATURES

IK rating	IK07
IP rating	IP65
Colour flexibility	Fixed
Input	220-240V 50/60Hz
CRI	>80Ra

INSTALLATION INFORMATION

Install Connector Type	Screw Terminals
Inrush Current	20A
Construction Material	Lens PC Housing ABS
Weight	0.65Kg
Maximum ambient temperature	45°C
Electric Class (1, 2, 3)	2

PHOTOMETRICS @ 25°C

Product code	Feature I	Feature II	Feature III	Wattage	Colour	lm
EMBH145M	Maintained & Non-Maintained	View Dist 18m	Manual Test LiFePO4	3.0W	6500K	145 lm
EMBH145S	Maintained & Non-Maintained	View Dist 18m	Self Test LiFePO4	3.0W	6500K	145 lm

ACCESSORIES

No accessories required

GUARANTEE / WARRANTY

2 Year Extended Warranty

FEATURES & BENEFITS

Terminals allow for both maintained and non-maintained usage, by simply connecting the cables to the push-fit terminals

Manual test or self test versions available

Lithium batteries are long-lasting and have a long-life

Has three M20 entry knock-outs (one on each side and one in the bottom), and rear BESA box fixing points, so can fit to most installation methods

Lens is rugged and made from robust Polycarbonate

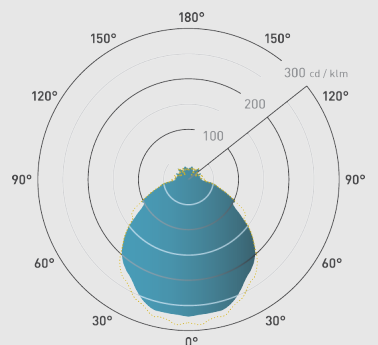
Viewing distance of 18m

Complying with ISO 3864-1, and proud members of the ICEL

Ideal for open areas, escape routes, for general illumination or as an exit sign

Adhesive legend is supplied and divided in five parts

Beam angle:



355mm

