

SPA206

Type 2 Surge Arrester



The **SPA206** is for installation at LPZ 0_B -1 or higher, protecting low voltage equipment from surge damage.

Designed according to IEC 61643-11 / GB 18802.1. This device has a pluggable modular SPD Class II (Class C) for TT and TN-S power supply system.

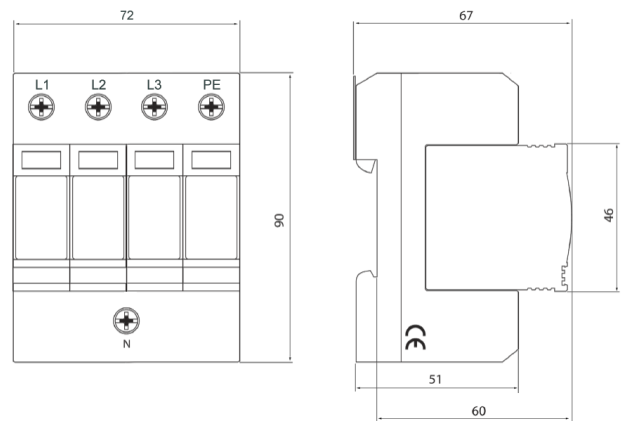
According to the lightning protection zones concept, this device is for installation at LPZ 0_B -1 or higher. This surge protective device is usually installed in the distribution-box or feeder bus of the UPS, protecting devices or equipment downstream.

A fuse must be installed at the upstream of the SPD / lightning arrester to make sure that the protected system has double protection.

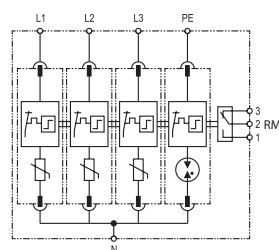


SPA 206

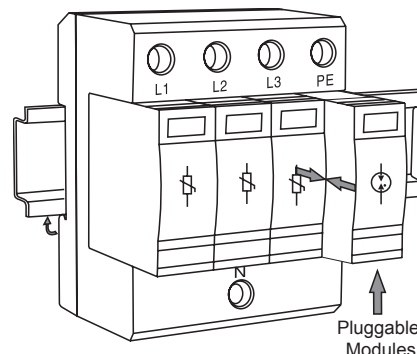
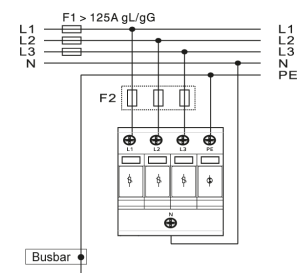
Dimensions in mm



Internal Wiring



Installation



Pluggable Modules

Specification		
Test standards: EN 61643-11; IEC 61643-11; GB 18802.1; YD/T 1235.1	TYPE 2 - CLASS II	
Rated voltage (max. continuous voltage)	U_C	275V (L-N) 255V (N-PE)
Nominal operating voltage	U_N	230VAC
Nominal discharge current (8/20)	I_n	20kA (L-N) 40kA (N-PE)
Max. discharge current (8/20)	I_{max}	40kA (L-N) 65kA (N-PE)
Voltage protection level at I_n	U_p	$\leq 1.3kV$ (L-N) $\leq 1.8kV$ (N-PE)
Voltage protection level 5kA	U_p	$\leq 1.0kV$ (L-N)
Max. Temporary overvoltage withstand (TOV)	U_T	335V/5s (L-N) 1200/200ms (N-PE)
Response time	t_A	$\leq 25ns$ (L-N) $\leq 100ns$ (N-PE)
Follow current extinguishing capability at U_c	I_f	100Arms(N-PE)
Max. back up fuse		125A gL/gG (L-N)
Operating temperature range	T_U	-40°C to +80°C
Cross-sectional area	1.5mm - 25mm solid 35mm flexible	
Connection type	Screw Terminal	
Mounting on	35mm DIN rail	
Enclosure material	Thermoplastic, UL94-V0	
Mechanical protection level	IP20	
Certification	KEMA-KEUR; CE; CB	
Type of remote signalling contact	Switching contact	
Switching capacity	U_N / I_N	AC:250V/0.5A DC:250V/0.1A, 125V/0.2A, 75V/0.5A
Cross-sectional area for remote signalling contact	Max. 1.5mm solid / flexible	
Part Code	SPA206	

Information subject to change without notice.

All of the above information, including drawings, illustrations and graphic designs, reflects our present understanding and is to the best of our knowledge and belief correct and reliable. Users, however, should independently evaluate the suitability of each product for the desired application.