




H05BN4-F (318_TQ)

EPR Insulated and CSP Sheathed Flexible Cords



Manufactured to BS EN 50525-2-21:2011 Clause 6.3 and 6.4

Annealed Flexible Copper Conductor / Ethylene Propylene Rubber (EPR) Insulated / ChloroSulphonated Propylene Rubber (CSP) Sheathed. 300/500V (H05) or 450/750V (H07).

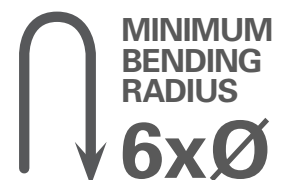
Conductor:	Plain Annealed Copper, Class 5 Flexible to BS EN 60228
Insulation:	EI7 Type Rubber (EPR) to BS EN 50363-1
Sheathing:	EM7 Type Elastomer to BS EN 50363-2

Current Ratings: For current ratings refer to table 4F3 of BS7671 IET Wiring Regulations.

Heat Oil and Flame Resistant (HOFR) rubber flexible cords are used where the risk of mechanical damage and mechanical stresses is normal, i.e. when cables are subject to low mechanical stresses in the areas of application, and the risk of mechanical damage is low, as is the case to be expected in the normal use of small to medium size equipment in domestic and commercial as well as in light industrial premises.

Examples of appliances that use HOFR rubber flexible cords include cooking appliances, soldering irons, toasters, water immersions heaters, small electronic welding equipment.

STANDARD CORE COLOURS



The British Cable Company You Can Trust




Sales Office: Millfield Industrial Estate, Arksey Lane, Bentley, Doncaster, South Yorkshire, DN5 0SJ
Tel: 01302 821700 Email: sales@doncastercables.com



H05BN4-F (318_TQ)

EPR Insulated and CSP Sheathed Flexible Cords



Reference Number	Harmonisation Code	Nominal Cross Sectional Area of Conductor (mm ²)	Nominal Stranding of Conductor (mm)	Nominal Radial Thickness of Insulation (mm)	Nominal Radial Thickness of Sheath (mm)	Overall Diameter Lower Limit (mm)	Overall Diameter Upper Limit (mm)	Approximate Weight (kg/km)
3183TQ0.75	H05BN4-F	0.75	24/0.2	0.6	0.9	6.2	8.1	80
3183TQ1.0	H05BN4-F	1.0	32/0.2	0.6	0.9	6.5	8.5	90
3183TQ1.5	H05BN4-F	1.5	30/0.25	0.8	1.0	8.0	10.4	135
3183TQ2.5	H05BN4-F	2.5	50/0.25	0.9	1.1	9.6	12.4	195
3184TQ0.75	H05BN4-F	0.75	24/0.2	0.6	0.9	6.8	8.8	100
3184TQ1.0	H05BN4-F	1.0	32/0.2	0.8	1.5	9.2	11.9	110
3184TQ1.5	H05BN4-F	1.5	30/0.25	0.8	1.7	10.2	13.1	170
3184TQ2.5	H05BN4-F	2.5	50/0.25	0.9	1.9	12.1	15.5	245
3185TQ1.0	H05BN4-F	1.0	32/0.2	0.8	1.6	10.2	13.1	135
3185TQ1.5	H05BN4-F	1.5	30/0.25	0.9	1.8	11.2	14.4	197

Weight and dimensional information is provided as an approximate guide only.

