









PART NO.	POWER (W)	ELEMENTS	VOLTAGE RANGE	FREQUENCY	IP RATING	WEIGHT	DIMENSIONS (WXDXH)
OSDR700P	700	3	220-240V	50-60 Hz	IP24	8kg	414 x 90 x 575 mm
OSDR1000P	1000	4	220-240V	50-60 Hz	IP24	9.8kg	520 x 90 x 575 mm
OSDR1500P	1500	6	220-240V	50-60 Hz	IP24	13.6kg	732 x 90 x 575 mm
OSDR2000P	2000	8	220-240V	50-60 Hz	IP24	17.4kg	945 x 90 x 575 mm

Main Product Features

-  LCD touch screen
-  Open window detection function
-  Programming 24 hours a day, 7 days a week
-  3 Operating modes: Anti-Frost, Eco and Comfort
-  6 Modes: OFF, Anti-Frost, Eco, Comfort, Comfort-1 & Comfort 2
-  Die casting aluminium fins