

Product datasheet

Specifications



TeSys K contactor - 3P - AC-3 <= 440 V 6 A - 1 NO aux. - 24 V DC coil

Local distributor code: 21161504 LP1K0610BD

EAN Code : 3389110363227

Main

| | |
|--------------------------------|---|
| Range of product | TeSys K |
| Range | TeSys |
| Product or component type | Contacteur |
| Device short name | LP1K |
| Contacteur application | Motor control |
| Utilisation category | AC-4 AC-3 AC-3e |
| Poles description | 3P |
| Pole contact composition | 3 NO |
| [Ie] rated operational current | 6 A at <= 440 V AC AC-3 for power circuit 6 A at <= 440 V AC AC-3e for power circuit |
| Auxiliary contact composition | 1 NO |

Complementary

| | |
|--|--|
| Auxiliary contacts type | type instantaneous 1 NO |
| Control circuit voltage limits | Operational: 0.8...1.15 U _c (at <50 °C) Drop-out: 0.1...0.75 U _c (at <50 °C) |
| [Ui] rated insulation voltage | Power circuit: 600 V conforming to UL 508 Power circuit: 690 V conforming to IEC 60947-4-1 Signalling circuit: 690 V conforming to IEC 60947-4-1 Signalling circuit: 690 V conforming to IEC 60947-5-1 Signalling circuit: 600 V conforming to UL 508 Power circuit: 600 V conforming to CSA C22.2 No 14 Signalling circuit: 600 V conforming to CSA C22.2 No 14 |
| [Uimp] rated impulse withstand voltage | 8 kV |
| Overvoltage category | III |
| Mounting support | Rail Plate |
| Flame retardance | V1 conforming to UL 94 Requirement 2 conforming to NF F 16-101 Requirement 2 conforming to NF F 16-102 |
| Tightening torque | 0.8...1.3 N.m - on screw clamp terminals Philips No 2 0.8...1.3 N.m - on screw clamp terminals flat Ø 6 mm 0.8...1.3 N.m - on screw clamp terminals pozidriv No 2 |
| [Ue] rated operational voltage | Power circuit: 690 V AC 50/60 Hz Signalling circuit: <= 690 V AC 50/60 Hz |

| | |
|--|--|
| [lth] conventional free air thermal current | 20 A (at 50 °C) for power circuit 10 A (at 50 °C) for signalling circuit |
| Irms rated making capacity | 110 A AC for power circuit conforming to NF C 63-110 110 A AC for power circuit conforming to IEC 60947 110 A AC for signalling circuit conforming to IEC 60947 |
| Rated breaking capacity | 110 A at 415 V conforming to IEC 60947 110 A at 440 V conforming to IEC 60947 80 A at 500 V conforming to IEC 60947 110 A at 220...230 V conforming to IEC 60947 110 A at 380...400 V conforming to IEC 60947 70 A at 660...690 V conforming to IEC 60947 |
| Associated fuse rating | 25 A gG at <= 440 V for power circuit 25 A aM for power circuit 10 A gG for signalling circuit conforming to IEC 60947 10 A gG for signalling circuit conforming to VDE 0660 |
| Average impedance | 3 mOhm - lth 20 A 50 Hz for power circuit |
| Inrush power in W | 3 W (at 20 °C) |
| Hold-in power consumption in W | 3 W at 20 °C |
| Operating time | 30...40 ms coil energisation and NO closing 10 ms coil de-energisation and NO opening |
| Safety reliability level | B10d = 1369863 cycles contactor with nominal load conforming to EN/ISO 13849-1 B10d = 20000000 cycles contactor with mechanical load conforming to EN/ISO 13849-1 |
| Mechanical durability | 10 Mcycles |
| Maximum operating rate | 3600 cyc/h |
| Minimum switching current | 5 mA for signalling circuit |
| Minimum switching voltage | 17 V for signalling circuit |
| Insulation resistance | > 10 MOhm for signalling circuit |
| Depth | 57 mm |
| Net weight | 0.225 kg |

Environment

| | |
|--|---|
| Standards | EN/IEC 60947-4-1 GB/T 14048.4 UL 60947-4-1 CSA C22.2 No 60947-4-1 JIS C8201-4-1 |
| Product certifications | CB Scheme CCC UL CSA EAC CE UKCA |
| Ambient air temperature for storage | -50...80 °C |
| Operating altitude | 2000 m without derating |

Packing Units

| | |
|-------------------------------------|-----------|
| Unit Type of Package 1 | PCE |
| Number of Units in Package 1 | 1 |
| Package 1 Height | 5.000 cm |
| Package 1 Width | 6.000 cm |
| Package 1 Length | 6.500 cm |
| Package 1 Weight | 223.000 g |
| Unit Type of Package 2 | S02 |
| Number of Units in Package 2 | 40 |

| | |
|------------------------------|------------|
| Package 2 Height | 15.000 cm |
| Package 2 Width | 30.000 cm |
| Package 2 Length | 40.000 cm |
| Package 2 Weight | 9.151 kg |
| Unit Type of Package 3 | P06 |
| Number of Units in Package 3 | 640 |
| Package 3 Height | 75.000 cm |
| Package 3 Width | 80.000 cm |
| Package 3 Length | 60.000 cm |
| Package 3 Weight | 154.416 kg |

Offer Sustainability

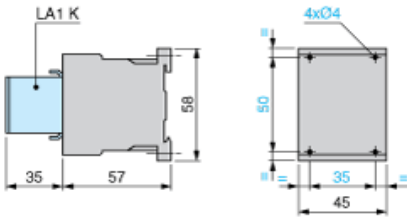
| | |
|----------------------------|---|
| Sustainable offer status | Green Premium product |
| REACH Regulation | REACH Declaration |
| REACH free of SVHC | Yes |
| EU RoHS Directive | Compliant EU RoHS Declaration |
| Toxic heavy metal free | Yes |
| Mercury free | Yes |
| China RoHS Regulation | China RoHS declaration Pro-active China RoHS declaration (out of China RoHS legal scope) |
| RoHS exemption information | Yes |
| Environmental Disclosure | Product Environmental Profile |
| Circularity Profile | End of Life Information |
| WEEE | The product must be disposed on European Union markets following specific waste collection and never end up in rubbish bins |

Contractual warranty

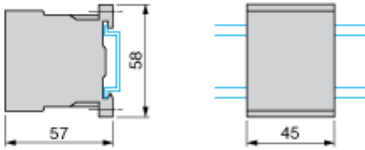
| | |
|----------|-----------|
| Warranty | 18 months |
|----------|-----------|

Dimensions

Contactors LC1 K, LP1 K, LP4 K: Mounting on Panel

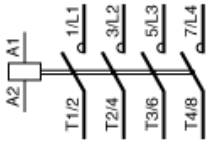


Contactors LC1 K, LP1 K, LP4 K: Mounting on Rail AM1 DP200 or AM1 DE200 (35 mm)

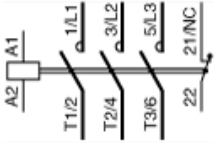


Wiring

3-Pole Contactors: 3P + N/O



3-Pole Contactors: 3P + N/C



Recommended replacement(s)