



**VTPN Distribution board system**  
**Incoming for isolator/MCB/RCCB or RCBO**



**FP VN 0800 GB**

- Incoming up to 125 A
- 8 ways with MCB max. 63 A
- with transparent door



- modules: 8+24
- incoming via isolator/MCB/RCCB or RCBO
- PE and N terminals
- per PE/N 1 x 6-35 mm<sup>2</sup>, 16 x 1,5-16 mm<sup>2</sup>, Cu
- flanges with integrated earthing plate
- installation dimensions: width 330 mm, height 92 mm
- door fastener with tool operation
- material: PC (polycarbonate)
- colour: grey, RAL 7035
- protection class: II

rated voltage	$U_n = 690 \text{ V a.c.}$
installable power dissipation	$P_{DSL} = 1.2 \text{ W / K}$
rated conditional short-circuit current of the device	$I_{cc} = 25 \text{ kA}$
width	366 mm
height	640 mm
depth	163 mm
weight	12,5 kg

**Drawings**


Dimension drawing



**Operating and ambient conditions**


Application area	Suitable for indoor installation and outdoor installation, protected against weather influences However, pay attention to the climatic effects on the installed equipment, for example, high or low ambient temperatures or formation of condensed water see technical information
------------------	---

**VTPN Distribution board system**  
**Incoming for isolator/MCB/RCCB or RCBO**



**FP VN 0800 GB**

- Incoming up to 125 A
- 8 ways with MCB max. 63 A
- with transparent door



Ambient temperature	Average value over 24 hours + 35 °C Maximum value + 40 °C Minimum value - 5 °C
Relative humidity	50% at 40° C short-time 100% at 25° C
Fire protection in the event of internal faults	Demands placed on electrical devices from standards and laws Minimum requirements - Glow wire test in accordance with IEC 60695-2-11: - 650°C for boxes and cable glands - 850°C for parts of insulating material necessary to retain current carrying parts in position
Burning behaviour	Glow wire test IEC 60695-2-11: 960 °C UL Subject 94: V-2 flame-retardant self-extinguishing
Degree of protection against mechanical load	IK08 (5 Joule)
Toxic behaviour	halogen-free silicone-free "halogen-free" in accordance with the examination of the cables and insulated wires - corrosiveness of fumes - as per IEC 60754-2

**Note:** Additional information for protected outdoor installation: - In order to keep the maximum permissible ambient temperature of the installed equipment as well for the prevention from condensation additional measures as ventilation and/or heating may be necessary.  
 For material properties see technical data.