




KV Circuit breaker boxes with metric knockouts



KV 7103

- 3 modules: 1 x 3 x 18 mm

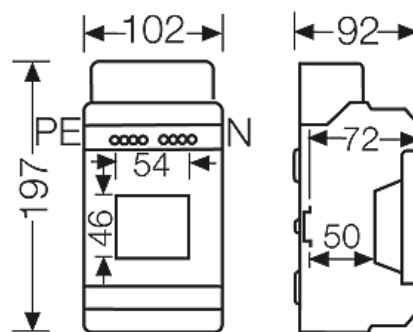



- 1-row
- knockouts: top and bottom walls 2x M20 each
- per PE/N number x cross section 1 x 25 mm², 4 x 4 mm² Cu, FIXCONNECT[®] terminal technology, for terminal technology refer to technical data
- for the installation of DIN rail equipment up to 63 A, top hat profile 35 mm
- with transparent lid, sealable
- locking device for hinged lid and sealing facility see accessories
- with cable entry cover
- protective cover can be cut out
- degree of protection: IP 65
- colour: grey, RAL 7035


rated insulation voltage	$U_i = 400 \text{ V a.c.}$
power dissipation capability	$P_{de} = 10 \text{ watts at } 30 \text{ K according to EN 60670-24}$
protection class	II
material	PS (Polystyrene)
width	102 mm
height	197 mm
depth	92 mm
weight	0,404 kg

Drawings

Dimension drawing





KV Circuit breaker boxes with metric knockouts

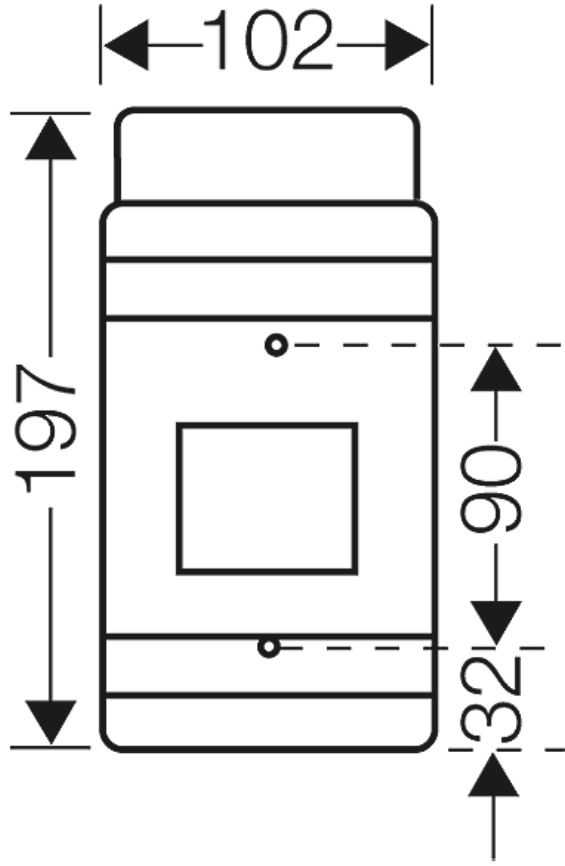


KV 7103

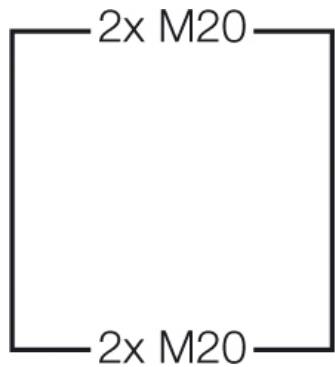
- 3 modules: 1 x 3 x 18 mm

Detail mass




Box walls



Operating and ambient conditions



Application area	<p>IP 54/65 design: Suitable for indoor installation and outdoor installation, protected against weather influences</p> <p>IP 40/41 design: Suitable for installation in dry indoor areas</p> <p>However, pay attention to the climatic effects on the installed equipment, for example, high or low ambient temperatures or formation of condensed water see technical information</p>
Ambient temperature	<p>Average value over 24 hours + 35 °C</p> <p>Maximum value + 40 °C</p> <p>Minimum value - 5 °C</p>

KV Circuit breaker boxes with metric knockouts



KV 7103

- 3 modules: 1 x 3 x 18 mm

Relative humidity	50% at 40° C short-time 100% at 25° C
Fire protection in the event of internal faults	Demands placed on electrical devices from standards and laws Minimum requirements - Glow wire test in accordance with IEC 60695-2-11: - 650°C for boxes and cable glands - 850°C for parts of insulating material necessary to retain current carrying parts in position
Burning behaviour	Glow wire test IEC 60695-2-11: 750 °C UL Subject 94: V-2 flame-retardant self-extinguishing
Degree of protection against mechanical load	IK08 (5 Joule)
Toxic behaviour	halogen-free silicone-free "halogen-free" in accordance with the examination of the cables and insulated wires - corrosiveness of fumes - as per IEC 60754-2
Note:	For material properties see technical data.