

110V Connectable Festoon Kits

Product Codes: FKF1230YPW, FKF2250W, FKF50100W

Safety Warning



- The installation should be carried out by a qualified electrician in compliance with the current edition of the IEE Wiring Regulations.
- Prior to installation, carry out the necessary risk assessment considering the people who could be at risk, the level of risk and the precautions required to control the risk
- Ensure that the circuit supply is isolated either by the circuit supply fuse being removed or the applicable circuit breaker being turned off before installation or any maintenance.
- Check the total load on the circuit ensuring the luminaire does not exceed the rating of the circuit cable, fuse or circuit breaker.
- Long-term use and voltage fluctuations can reduce the life span of the fitting.
- If the fitting incorporates control gear, ensure careful sizing to avoid instances of nuisance tripping of the protective device used in the installation.
- Follow the provided installation instructions, using the fixings supplied or recommended.
- Keep out of reach of children.

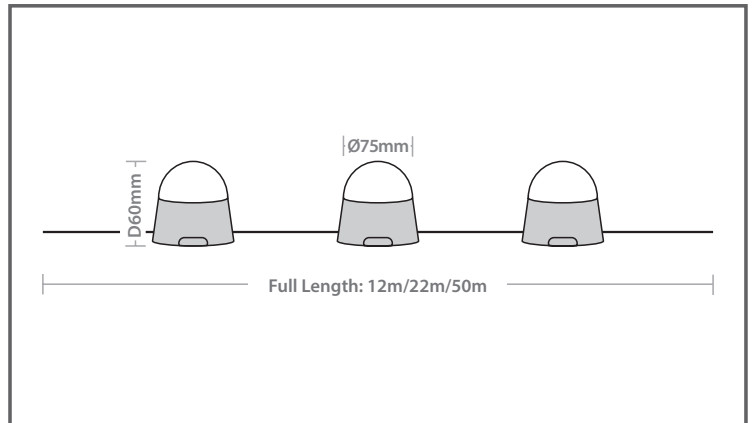


Specification


Box Contents -

1 x LED 110V Festoon Kit
 1 x 2 core 0.75mm² cable
 1 x 110V 16A 2P+E IP44 plug and starter cable
 1 x Drawstring carry bag (except 12m kit)

Dimensions:	Head: Ø: 75 x D:60mm FKF1230YPW: L: 12m FKF2250W: L: 22m FKF50100W: L: 50m
Material:	Polycarbonate
Colour Temperature:	6000K
CRI:	Ra>80
LED Lifetime:	L70B50 35,000 Hrs
IP Rating:	IP44
IK Rating	IK07
Working Temperature:	-20°C to 40°C
Power Factor:	0.9
Guarantee:	2 Years



Product Code	No of Heads	Overall Length	Head Centres
FKF1230YPW	6	12m	2m
FKF2250W	10	22m	2.2m
FKF50100W	20	50m	2.5m



Note: This festoon kit can be extended by connecting it with any combination of Red Arrow 12m, 20m or 50m kits. The maximum connected length must not exceed 200m.

Installation Instructions

1. This kit is for use with 110v supply only.
2. The festoon kit should be positioned in a way that it does not cause an obstruction to personnel or machinery, or a trip hazard.
3. Do not connect the festoon kit to any power source until it is fully fitted into position.
4. Use the starter cable to join the festoon kit to the transformer/110V power source.
5. The first LED module should be positioned to provide adequate cable length to the supply point and should be suitably secured by strapping, cable tie or screw.
6. Where practical, it is recommended that a cable tie or screw is used on each side of the module.
7. Festoon kits may be connected together using the in-line connectors fitted to the end of the kit. Maximum length must not exceed 200m.
8. A splitter cable is available (order FKS30YPW separately) to allow the kits to branch in different directions.
9. Use the endcap provided to safely terminate the kit at the end of the run.
10. Connecting the kit to the power supply must be done with care.
11. Ensure no personnel are in contact with the festoon kit when you switch it on. Immediately check each LED module to ensure that they are operating correctly.
12. Protect the cable from any contact with sharp objects, chemicals or hot surfaces.
13. Do not remove the plug from the mains supply by pulling on the power cable.
14. Do not switch the festoon kit on when it is coiled.

Additional Information

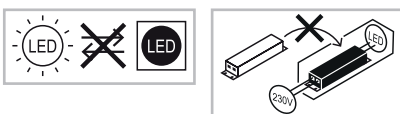
- 6 / 10 / 20 heads included.
- 12 / 22m / 50m 2x0.75mm cable included.
- 78mm fixing eyelet centres.
- 110v 16A 2P+E IP44 plug is fitted to the starter cable.

Guarantee

This product is guaranteed for a period of 2 years from the date of purchase. The guarantee is invalid in the case of improper use, tampering, removal of the Q.C. date label, installation in an improper working environment or installation not according to the current edition of the I.E.E. Wiring Regulations (BS7671). The guarantee is also invalidated if the luminaire has been insulation tested. Should this product fail during the guarantee period it will be replaced free of charge, subject to correct installation and return of the faulty unit. We do not accept responsibility for any installation costs associated with the replacement of this product. Your statutory rights are not affected. We reserve the right to alter specifications without prior notice.

Maintenance

- This fitting will require routine cleaning if used in adverse (dust, paint, welding, oils etc) environments. Do not use solvents, aggressive detergents or abrasives.
- The light source & driver in this luminaire are non-replaceable. The luminaire must be replaced at end of life.



- When this fitting comes to the end of its life or you choose to replace it, please do not dispose of it with your normal waste. Please recycle where the facilities exist, check with your local authority for suitable options.

INS/SITE/0021/FKF/V3