





Data Sheet | Item Number: 221-423

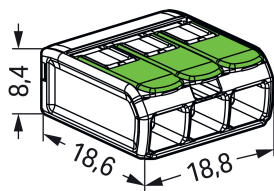
Splicing connector with levers; for all conductor types; max. 4 mm²; 3-conductor; transparent housing; Surrounding air temperature: max 85°C (T85); 4,00 mm²; transparent

<https://www.wago.com/221-423>



Color: ☐ transparent





Dimensions in mm

Splicing connector with levers, 221 Series, transparent

Fault-free electrical installations are guaranteed with splicing connector with levers (item number 221-423). Whether for intercom system wiring or connecting electrical ovens, WAGO's 221 Series splicing connector allows you to quickly and securely connect different conductor types. Its compact design offers an efficient solution that simplifies your work. This splicing connector has a rated voltage of 450 V and can handle currents up to 32 A, making it ideal for high-load applications. Conductors should only be connected to splicing connector with levers if their strip length is 11 mm. This product incorporates conductor terminals and utilizes CAGE CLAMP®. Our CAGE CLAMP® connection provides a proven and maintenance-free way to connect all types of conductors. You do not need to prepare the conductor in any way, such as crimping ferrules. The dimensions are 18.8 x 8.4 x 18.6 mm (width x height x depth). Depending on the conductor type, splicing connector with levers is suitable for conductor cross sections ranging from 0.2 mm² to 4 mm².

WAGO's 221 Series Splicing Connector with levers impresses with its innovative design for different conductor cross-sections. That's why WAGO's lever-equipped splicing connector holds a unique trademark within electrical interconnection technology. The flat levers, which fit seamlessly into the 221's base, act like a cast when closed and can be positioned neatly in any housing without disturbing edges. Due to the wide design of each lever, they can all be operated perfectly without tools for convenient conductor terminations. The transparent housing displays robust technology and enables immediate visual inspection for the correct contact of solid, stranded and fine-stranded conductors. Resembling piano keys, the levers' design perfectly combines the functional and aesthetic connection technology "Made by WAGO."

In addition to regranulate, the new Green Range Splicing Connector with levers consists of 77% bio-circular PC (housing) and at least 27% recycled PBT (levers). This product is designed for specific Ex applications (please refer to the product datasheet).



Notes	
General safety instructions	NOTICE: Observe installation and safety instructions! <ul style="list-style-type: none">• Only to be used by electricians!• Do not work under voltage/load!• Use only for proper use!• Observe national regulations/standards/guidelines!• Observe technical specifications for the products!• Observe the number of permissible potentials!• Do not use damaged/dirty components!• Observe conductor types, cross-sections and strip lengths!• Insert conductor until it hits the product's backstop!• Use original accessories! To be sold only with installation instructions!
Safety Information	in grounded power lines

Electrical data				
Ratings per		EN 60664		
Overvoltage category	III	III	II	
Pollution degree	3	2	2	
Nominal voltage	-	-	450 V	
Rated surge voltage	-	-	4 kV	
Rated current	-	-	32 A	

Approvals per		UL 486C		
Use group	B	C	D	
Rated voltage	-	600 V	-	
Rated current	-	20 A	-	

Connection data	
Clamping units	3
Total number of potentials	1

Connection 1	
Connection technology	CAGE CLAMP®
Actuation type	Lever
Connectable conductor materials	Copper
Nominal cross-section	4 mm² / 12 AWG
Solid conductor	0.2 ... 4 mm² / 24 ... 12 AWG
Stranded conductor	0.2 ... 4 mm² / 24 ... 12 AWG
Fine-stranded conductor	0.14 ... 4 mm² / 24 ... 12 AWG
Strip length	11 mm / 0.43 inches
Wiring direction	Side-entry wiring

Physical data	
Width	18.8 mm / 0.74 inches
Height	8.4 mm / 0.327 inches
Depth	18.6 mm / 0.732 inches

Material data	
Note (material data)	Information on material specifications can be found here
Color	transparent
Material group	Illa
Housing material	bio-circular PC
Insulation material (main housing)	Polycarbonate (PC)
Insulation material (actuator)	PBT from post-consumer recycled material
Flammability class per UL94	V2
Fire load	0.075 MJ
Actuator color	green
Weight	2.5 g







Environmental requirements	
Ambient temperature (operation)	+85 °C
Continuous operating temperature	105 °C
Temperature marking per EN 60998	T85

Commercial data	
PU (SPU)	500 (50) pcs
Packaging type	Box
Country of origin	DE
GTIN	4066966345438
Customs tariff number	85369010000

Product classification	
UNSPSC	39121409
ETIM 9.0	EC000446
ETIM 8.0	EC000446
ECCN	NO US CLASSIFICATION

Environmental Product Compliance	
RoHS Compliance Status	Compliant, No Exemption

Approvals / Certificates		
General approvals		Declarations of conformity and manufacturer's declarations
  		
Approval	Standard	Certificate Name
CCA DEKRA Certification B.V.	EN 60998	NTR NL-7990
cULus_Listed_667F Underwriters Laboratories Inc.	UL 486C	UL-CA-L69654
ENEC 05 DEKRA Certification B.V.	EN 60669	71-152248
		Approval Standard Certificate Name EU-Declaration of Confor- - - mity WAGO GmbH & Co. KG

Downloads	
Environmental Product Compliance	
Compliance Search	
Environmental Product Compliance 221-423	



CAD/CAE-Data

CAD data
2D/3D Models 221-423



1 Compatible Products

1.1 Optional Accessories

1.1.1 General accessories

1.1.1.1 Empty housings



Item No.: 207-4301 Junction box; Branch; for multicore cables; 221 Series; max. 4 mm² connectors; without splicing connectors; white
--

1.1.1.2 Moisture protection



Item No.: 207-1331 Gelbox; Branch; for cables; with gel; 221, 2x73 Series; max. 4 mm² connectors; without splicing connectors; Size 1; gray



Item No.: 207-1333 Gelbox; Branch; for cables; with gel; 221, 2x73 Series; max. 4 mm² connectors; without splicing connectors; Size 3; gray

1.1.2 Jumper

1.1.2.1 Jumper



Item No.: 221-941/000-006 Jumper; for conductor entry; 2-way; insulated; blue



Item No.: 221-942/000-006 Jumper; for conductor entry; 2-way; insulated; blue



Item No.: 221-941 Jumper; for conductor entry; 2-way; insulated; dark gray
--



Item No.: 221-942 Jumper; for conductor entry; 2-way; insulated; dark gray
--

1.1.3 Mounting adapter

1.1.3.1 Mounting accessories



Item No.: 221-500/000-006 Mounting carrier; 221 Series - 4 mm²; for DIN-35 rail mounting/screw mounting; blue



Item No.: 221-500/000-053 Mounting carrier; 221 Series - 4 mm²; for DIN-35 rail mounting/screw mounting; dark gray-yellow



Item No.: 221-500 Mounting carrier; 221 Series - 4 mm²; for DIN-35 rail mounting/screw mounting; orange



Item No.: 221-503/000-004 Mounting carrier; for 3-conductor terminal blocks; 221 Series - 4 mm²; for screw mounting; black
--



Item No.: 221-503 Mounting carrier; for 3-conductor terminal blocks; 221 Series - 4 mm²; for screw mounting; white
--



Item No.: 221-513/000-004 Mounting carrier; for 3-conductor terminal blocks; 221 Series - 4 mm²; with snap-in mounting foot for horizontal mounting; black
--



Item No.: 221-513 Mounting carrier; for 3-conductor terminal blocks; 221 Series - 4 mm²; with snap-in mounting foot for horizontal mounting; white
--




Item No.: 221-523/000-004 Mounting carrier; for 3-conductor terminal blocks; 221 Series - 4 mm²; with snap-in mounting foot for vertical mounting; black
--



Item No.: 221-523 Mounting carrier; for 3-conductor terminal blocks; 221 Series - 4 mm²; with snap-in mounting foot for vertical mounting; white
--

Installation Notes

Conductor termination



Strip conductor to 11 mm

Termination: Lift the lever to open the clamping unit and insert a stripped conductor

Then lower the lever to close the clamp

Testing



Testing via test slots

Application



Wiring in the distribution box