

## LXHB/MWS - Microwave Sensor

For use with – LXHB/100/4K, LXHB/150/4K, LXHB/200/4K, LXLB/100-200/P

ZHAGA  
SENSOR



### Installation Instructions



**Please read these instructions carefully before installation**

Leave a copy for the user/maintenance engineer for future reference

### Important Safety Information

Before commencing any installation or maintenance work, ensure that the electrical mains supply is isolated and circuit fuses are removed or switched off. It is recommended that this fitting is installed, inspected and maintained by a qualified Electrician. Installation should be carried out in accordance with the latest edition of the IET Wiring Regulations (BS 7671) and the latest Building Regulations. If in doubt, consult a qualified electrician.

### Important Installation Information

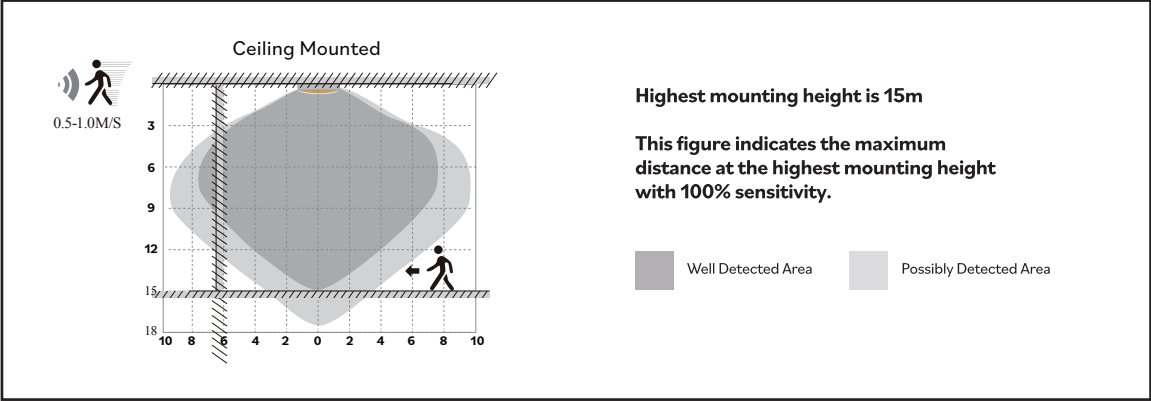
- For indoor use only – outdoor or semi-outdoor conditions may trigger the sensor.
- Adjust sensitivity when used in small, narrow, or metal-constructed spaces.
- Keep away from vibration sources (e.g., air-conditioning outlets, smoke extractors) to prevent false triggers.
- Do not install where shelves or metal obstacles block the sensor's view.
- Maintain minimum distances:
  - 2m (6.5 ft) between microwave sensors.
  - 1.5m (4.9 ft) from wireless devices (e.g., routers) to avoid interference.
- Ensure stable input voltage (fluctuation <5%).
- On first power-up, the light stays at 100% for ~10 seconds, then dims to standby or turns off.
- Detection range is based on open-area testing; actual results vary with object size, movement speed, mounting height, and surroundings.

### Specifications

FUNCTION PARAMETER	Frequency	5.8GHz±75MHz
	Microwave Power	<0.3mW
	Daylight Priority Function	Daylight threshold as 120Lux/80Lux/50Lux/30Lux, standby period as + ∞ and standby dimming level as 10%/20%/30%
	Detection Area	25%/50%/75%/100%
	Daylight Threshold	2Lux/10Lux/30Lux/50Lux/80Lux/120Lux/Disable
	Standby Dimming Level	10%/20%/30%/50%
	Standby Period	0s/10s/30s/1min/5min/10min/30min/60min/+ ∞
	Holdtime	5s/30s/1min/3min/5min/10min/20min/30min
	RC Programmer	LXHB/SRC
	Dimming Play	Manually dim 10%~100% in ON/OFF mode, 60%~100% in sensor mode
SENSOR INFORMATION	Installation Height	Max.15m/49.21ft Ceiling Mounted
	Detection Distance	Max.ø16m/52.49ft Ceiling Mounted
	Detection Angle	30°-150° Without Glass Cover
	Warranty	5 Years
INPUT	Input Range	10.5-15V DC
	Current	<30mA
OUTPUT	Signal	DIM 0-10V
	Stand-by Power	<30mA Power Consumption
	Connection	Zhaga Receptacle
ENVIRONMENT	Storage Temp	-20°C~ +60°C
CERTIFICATE & STANDARDS	Environmental Requirements	In accordance with CE ROHS UKCA
	IP Rating	IP65

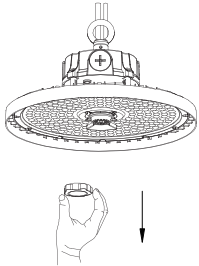


Sensor Coverage

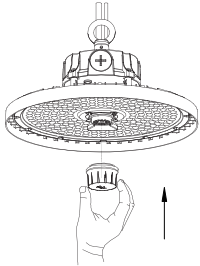


Sensor Installation

Power off before installation  
Remove the Zhaga sensor cap




Install sensor into the socket.  
Rotate to secure into position.




Scan the QR codes to view full product details of all relating items within this range.


LXHB/MWS  
Microwave Sensor (Zhaga)



LXHB/PIR  
Presence Sensor (Zhaga)



LXHB/SRC  
Sensor Remote Programmer



See Website for further warranty terms and conditions and details regarding the product warranty registration procedure.

**Warranty:** The 5 year standard product warranty against any defects in materials or workmanship commences from the original date of purchase. Should this product fail during the warranty period it will be repaired or replaced with the same or equivalent product free of charge, subject to providing the original receipt/invoice or proof of the original date of purchase and return of the faulty unit. If in our sole discretion, we are unable to repair or replace a defective product, we will refund the purchase price of the product. The warranty is invalid if in our judgment the product fails due to incorrect installation not conforming to our product instructions or installation within an improper working environment. The warranty will not apply if the product fails due to damage in storage, shipment, accident or misuse. Modification to the product in any way or removal of the batch number will void the warranty. Luxna Lighting does not accept responsibility for any installation, labour or travel costs which may be associated with the replacement or return of any faulty products. Our maximum liability under the terms of this warranty is limited to the purchase price of the product. Your statutory rights are not affected. Luxna Lighting reserves the right to alter product specifications without prior notification. Terms and conditions are also subject to change without prior notice.