




KV Circuit breaker boxes with metric knockouts



KV 7109

- 9 modules: 1 x 9 x 18 mm

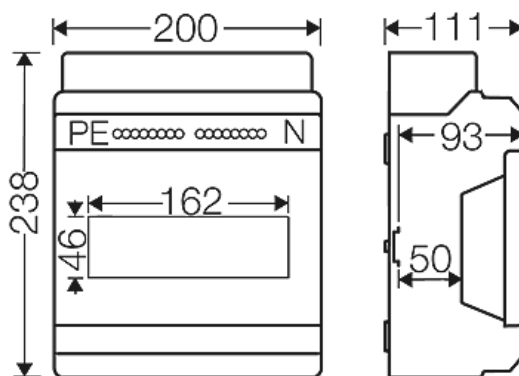



- 1-row
- knockouts: top and bottom walls 4x M20/25 and 1x M25/32 each
- per PE/N number x cross section 2 x 25 mm², 8 x 4 mm² Cu, FIXCONNECT[®] terminal technology, for terminal technology refer to technical data
- for the installation of DIN rail equipment up to 63 A, top hat profile 35 mm
- with transparent lid, sealable
- locking device for hinged lid and sealing facility see accessories
- with cable entry cover
- protective cover can be cut out
- degree of protection: IP 65
- colour: grey, RAL 7035


| | |
|------------------------------|---|
| rated insulation voltage | $U_i = 400 \text{ V a.c.}$ |
| power dissipation capability | $P_{de} = 16 \text{ watts at } 30 \text{ K according to EN 60670-24}$ |
| protection class | II |
| material | PS (Polystyrene) |
| width | 200 mm |
| height | 238 mm |
| depth | 111 mm |
| weight | 0,93 kg |

Drawings

Dimension drawing




KV Circuit breaker boxes with metric knockouts



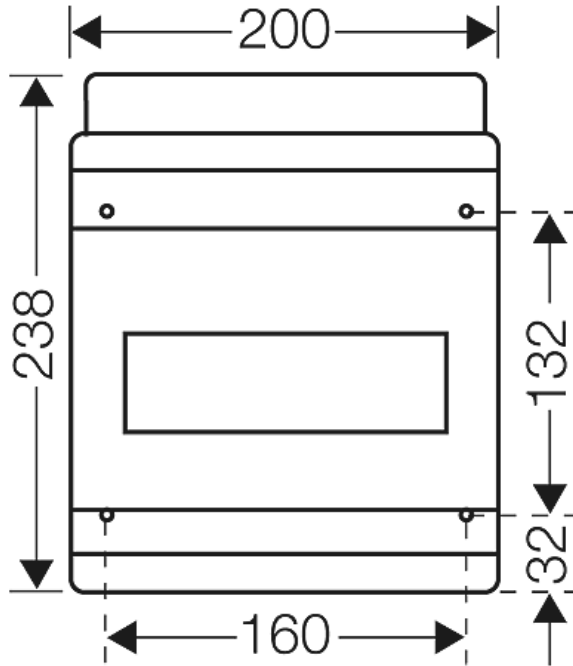
KV 7109

- 9 modules: 1 x 9 x 18 mm

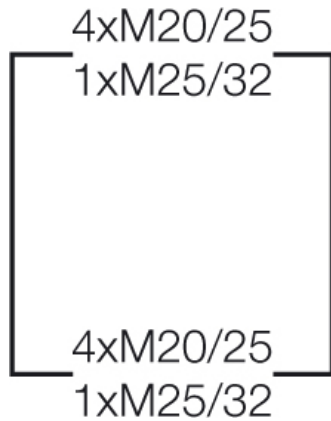
IP
65



Detail mass




Box walls



Operating and ambient conditions

| | |
|---|--|
| Application area | IP 54/65 design: Suitable for indoor installation and outdoor installation, protected against weather influences IP 40/41 design: Suitable for installation in dry indoor areas However, pay attention to the climatic effects on the installed equipment, for example, high or low ambient temperatures or formation of condensed water see technical information |
| Ambient temperature | Average value over 24 hours + 35 °C Maximum value + 40 °C Minimum value - 5 °C |
| Relative humidity | 50% at 40° C short-time 100% at 25° C |
| Fire protection in the event of internal faults | Demands placed on electrical devices from standards and laws Minimum requirements |


KV Circuit breaker boxes with metric knockouts



KV 7109

- 9 modules: 1 x 9 x 18 mm

IP
65



- Glow wire test in accordance with IEC 60695-2-11:
- 650°C for boxes and cable glands
- 850°C for parts of insulating material necessary to retain current carrying parts in position

| | |
|--|--|
| Burning behaviour | Glow wire test IEC 60695-2-11: 750 °C UL Subject 94: V-2 flame-retardant self-extinguishing |
| Degree of protection against mechanical load | IK08 (5 Joule) |
| Toxic behaviour | halogen-free silicone-free "halogen-free" in accordance with the examination of the cables and insulated wires - corrosiveness of fumes - as per IEC 60754-2 |

Note: For material properties see technical data.