

Motor protection relay, phase failure/single-phase sensitive. Three-pole (three-phase), manual or automatic resetting. Direct mounting on BF09 - BF38 contactors, 4...6.5A



Product designation

RF38

Product type designation

Motor protection relay

General characteristics

Number of poles	Nr.	3
Overvoltage category		III
Pollution degree		3
Frontal IP degree		IP20
Type of release		Thermal
Protection fuse		
	gG (IEC)	A 16
	aM (IEC)	A 8
	RK5 (UL)	A 25
Phase failure detection		Yes
Reset mode		Manual or automatic

Power circuit characteristics

Rated insulation voltage U_i IEC/EN	V	690
Rated impulse withstand voltage U_{imp}	kV	6
Rated operational voltage	V	690
Operational frequency		
	min	Hz 0
	max	Hz 400
Operational current I_e		
	Operational current min	A 4
	Operational current max	A 6.5
Tripping class		10A
Test Button		yes
Trip indicator		yes

Terminals

type	screw and washer
screw	M4
width	mm 12.6
tool	Phillips 2

Tightening torque for terminals

min	Nm	2
max	Nm	2.5
min	lbin	1.5
max	lbin	1.8

Conductor section

AWG/kcmil max	8
---------------	---

Auxiliary circuit characteristics

Auxiliary contacts

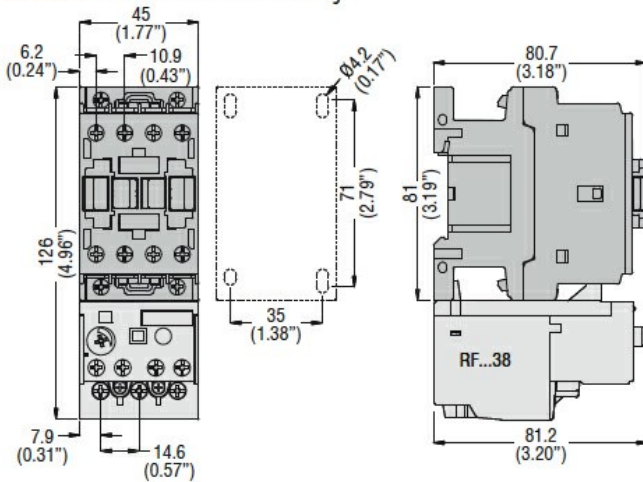
NO	Nr.	1
----	-----	---

Motor protection relay, phase failure/single-phase sensitive. Three-pole (three-phase), manual or automatic resetting. Direct mounting on BF09 - BF38 contactors, 4...6.5A

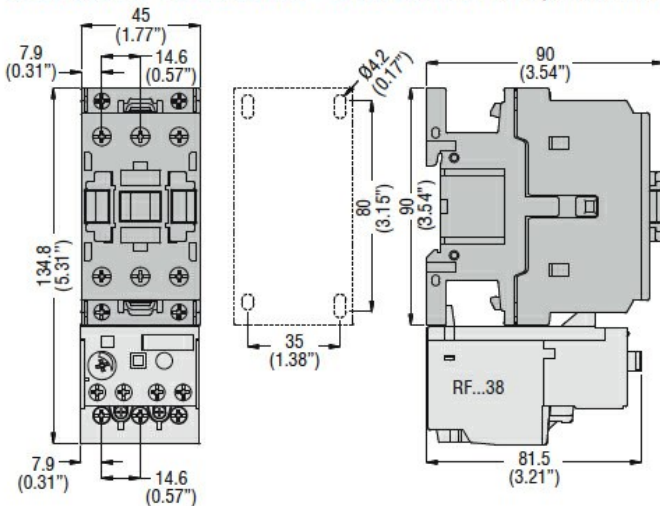
	NC	Nr.	1
Auxiliary Rated insulation voltage U_i IEC/EN		V	690
Auxiliary Rated impulse withstand voltage U_{imp}		kV	6
Auxiliary Rated operational voltage		V	690
Operating current AC15			
	24V	A	3
	120V	A	3
	240V	A	1.5
	380V	A	0.95
	480V	A	0.75
	500V	A	0.72
	600V	A	0.6
Operating current DC13			
	125V	A	0.11
	600V	A	0.22
IEC Conventional free air thermal current I_{th}		A	10
Terminals			
	Auxiliary circuit type		screw and washer
	Auxiliary circuit screw		M3,5
	Auxiliary circuit width	mm	8
	Auxiliary circuit tool		Phillips 2
Conductor section			
	Auxiliary circuit Flexible w/o lug max	mm ²	2.5
	Auxiliary circuit Flexible c/w lug max	mm ²	2.5
Tightening torque for terminals			
	Auxiliary circuit min	Nm	0.8
	Auxiliary circuit max	Nm	1
	Auxiliary circuit min	lbin	0.59
	Auxiliary circuit max	lbin	0.74
UL/CSA and IEC/EN 60947-5-1 designation			B600-R300
Ambient conditions			
Operating temperature			
	min	°C	-25
	max	°C	60
Storage temperature			
	min	°C	-50
	max	°C	70
Compensation temperature			
	min	°C	-20
	max	°C	60
Max altitude		m	3000
Mechanical features			
Operating position			
	normal		Vertical plan
	allowable		±30°
Fixing			Direct mounting on BF09... BF38...
Weight		g	160
UL technical data			
Full-load current (FLA) for three-phase AC motor			
	at 480V	A	6.5
	at 600V	A	6.5

Dimensions

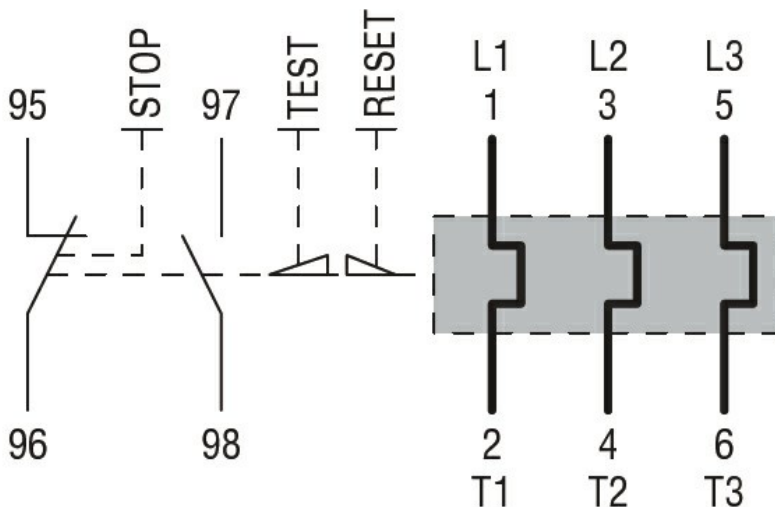
BF00 A... BF09 A... - BF12 A... - BF18 A... - BF25 A... three poles with **RF...38** thermal overload relay



BF26 00A... - BF32 00A... - BF38 00A... three poles with **RF...38** thermal overload relay



Wiring diagrams



Certifications and compliance

Compliance

CSA C22.2 n° 14
IEC/EN 60947-1

Motor protection relay, phase failure/single-phase sensitive. Three-pole (three-phase), manual or automatic resetting. Direct mounting on BF09 - BF38 contactors, 4...6.5A

IEC/EN 60947-4-1

UL508

Certifications

CCC

cULus

EAC

ETIM classification

ETIM 8.0

EC000106 -
Thermal overload
relay