

Description: HPSE 250W/E40/HO

### Performance Data

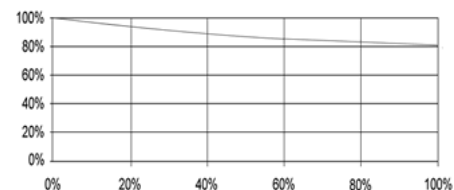
Rated Light Output (Lumens @ 100 hours)	29000
Lamp Lumens per Watt (100hrs)	116
Rated Life (Hrs @ 10Hr./Start)	28000+
Correlated Colour Temperature (K)	2000
Chromaticity (CIE - X Y)	530,420
Colour Rendering Index (CRI) or (Ra)	20
Typical Warm Up Time (Minutes)	5
Typical Hot Restart Time (Minutes)	1
Energy Rating (ErP)	A+ 275 kWh/1000h

### Physical Data

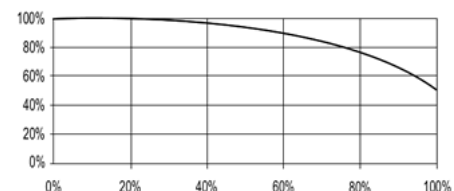
Base Designation	E40
Bulb Designation	E90
Bulb Diameter (mm)	91
Max. Overall Length (mm)	227
Max. Base Temperature (°C)	250
Max. Bulb Temperature (°C)	400
Socket Pulse Rating (KV)	5
Mercury Content (mg)	6.25

### Lamp Electrical Data

Nominal Lamp Wattage (W)	250
Lamp Operating Voltage (V)	100
Lamp Operating Current (A)	3.0
Min. Open Circuit Voltage (RMS)	198
Min. Starting Pulse (Peak V)	3800-4500
Min. Pulse Width (Microseconds)	1
Min. Pulse Rate Per ½ cycle	1
Pulse Position (Electrical Degrees)	60-90, 240-270



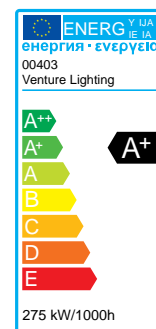
Lumen Maintenance (Light Output vs. Rated Life)



Lamp Mortality (Survivors vs. Rated Life)

Revision: 15-02-2017

\*\*See page 2 for product notes\*\*





**Product Code: 00403**

**Notes:**

This Product Specification contains data about typical performance at nominal power. Actual values may depend on ballast and applications. Complies with (CE), Low Voltage (CE), WEEE and RoHS Directives.