





SILENT MV

Installation and Wiring Instructions

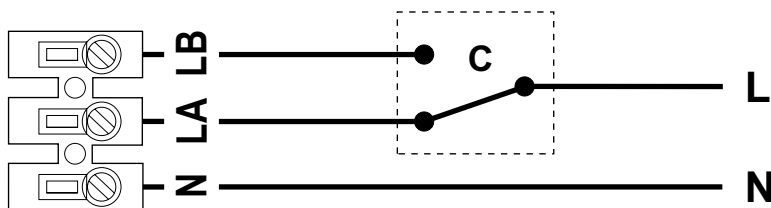




SILENT MV - 250/100, MV - 350/125

MV - 500/150, MV-800/200

MV - 1000/200

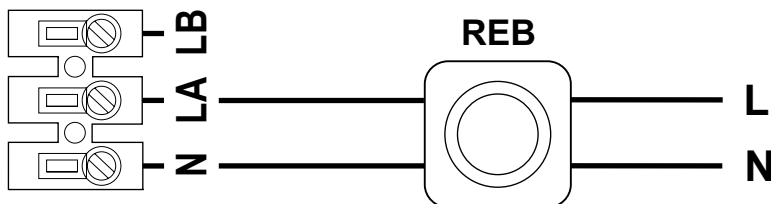


Operating via a two-speed controller

SILENT MV - 250/100, MV - 350/125

MV - 500/150, MV-800/200

MV - 1000/200



Operating via a variable speed controller

Instruction Manual

Thank you for placing your confidence in EnviroVent by buying this product. It has been manufactured following current technical safety regulations and in compliance with EC standard.

Please read this instruction booklet carefully before installing or starting up the product. It contains important information on personal and user safety measures to be followed while installing, using and carrying out maintenance work on the equipment. Once the product has been installed, please hand in this booklet to the end user.

Check that the apparatus is in perfect condition while unpacking. Any fault or damage caused in origin is covered by the EnviroVent guarantee. Please make sure that the apparatus coincides with the product you have ordered and that the details on the instructions plate fulfil your necessities.

Transport and manipulation.

- The packaging used for this apparatus has been designed to support normal transporting conditions. The apparatus must always be transported in its original packaging as not doing so could deform or damage the product.
- The product should be stored in a dry place in its original packaging, protected from dust and dirt until it is installed in its final location. Do not accept delivery if the apparatus is not in its original packaging or shows clear signs of having been manipulated in any way.
- Do not place heavy weights on the packed product and avoid knocking or dropping it.

Important information for the safety of installers and users.

- Installation must only be carried out by qualified persons.
- Make sure that the installation complies with each country's current mechanical and electrical regulations.
- Once ready to use, the apparatus must fulfil the following standards:
 - Standard for Low Pressure Instalments 2006/95/CE
 - Standard for Electromagnetic Compatibility 2004/108/CE.

- Ventilators, or apparatus that include them, have been designed to move the air in the area stipulated on their characteristics plate.
- This apparatus must not be used in explosive or corrosive atmospheres.
- If a ventilator is going to be installed to extract air from premises where a boiler or other combustion apparatus are installed, make sure that the building has sufficient air intakes to assure adequate combustion.
- The extractor outlet must not be connected to a duct used to exhaust smoke or fumes from any appliance that uses gas or any other type of fuel.
- This appliance is not intended for use by young children or infirm persons unless they have been adequately supervised by a responsible person to ensure that they can use the appliance safely. Young children should be supervised to ensure that they do not play with the appliance

Safety during installation.

- Make sure there are no loose elements near the ventilator.
- When installing the extractor fan, make sure that all the fittings are in place and that the structure which supports it is resistant enough to bear its weight at full functioning power.
- Before handling the extractor fan, make sure the mains supply is disconnected, even if the machine is switched off.
- Check that the mains supply voltage and frequency values coincide with the stipulations on the characteristics plate.
- The electrical installation must include a double pole switch with a contact clearance of at least 3 mm, correctly sized and in accordance with the electrical standards of the country of installation
- Please follow the connections diagram for the electrical connections.
- If an earth connection is necessary, check that it correctly connected and that adequate thermal and overloading protection has been connected and adjusted to the corresponding limits.
- If a ventilator is installed in a duct, the duct must be exclusively for the ventilation system.

Starting up.

Before starting up the fan, make sure that:

- It is well secured and the electrical connections have been carried out correctly.
- The safety devices have been adequately connected.
- Ensure there is no loose material around the ventilator.
- The earth fittings are adequately connected.
- The electrical safety devices are correctly connected, adequately adjusted and ready for use.
- The wire and electrical connections inputs are correctly sealed and water-tight.
- The propeller turns in the correct direction.
- There are no abnormal vibrations.

Maintenance.

- Before handling the fan, make sure it is disconnected from the mains supply and lock off so that no other operative can interfere.
- The fan must be regularly inspected. These inspections should be carried out bearing in mind the fan's working conditions, in order to avoid dirt or dust accumulating on the propeller, turbine, motor or grids. This could be dangerous and perceptibly shorten the working life of the unit.
- While cleaning, great care should be taken not to unbalance the propeller or turbine.
- All maintenance and repair work should be carried out in strict compliance with each country's current safety regulations.

Recycling.

- EEC Standards, together with the responsibility we should assume with future generations in mind, oblige us to recycle all the materials we can. Therefore, please deposit all left-over material and packaging in their corresponding recycling containers and return to EnviroVent for recycling.

After Sales Service

We recommend you not to dismantle or remove any other parts than those mentioned, as any tampering would

automatically cancel the guarantee. If you detect any fault, contact EnviroVent on 01423 810810.

Thank you for choosing EnviroVent – the fastest growing ventilation company in the UK.



GUARANTEE

The SILENT MV fans are covered by a five year guarantee, subject to the specified maintenance stated within this booklet. In the event of any failure of the fan within five years of supply – excluding only wilful or careless damage – we will exchange the fan free of charge.

EnviroVent Ltd
EnviroVent House
Hornbeam Business Park
Harrogate
HG2 8PA

Name and address of purchaser

.....
.....
.....

Model

Date of purchase

Dealer stamp



**Delivering innovative and sustainable
ventilation solutions worldwide.**

EnviroVent Ltd - EnviroVent House
Hornbeam Business Park, Harrogate HG2 8PA
Tel: 01423 810810 Fax: 01423 810910
e-mail: info@envirovent.com
www.envirovent.com

**Please read carefully to ensure simple installation
and a long trouble-free life for the user.**



Ref. 9023014100