

Description: HIT 400W/HOR/DU/4.5K

Performance Data

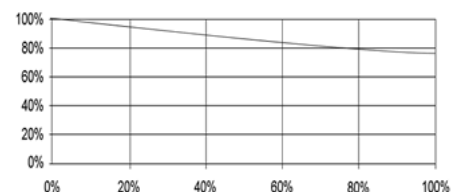
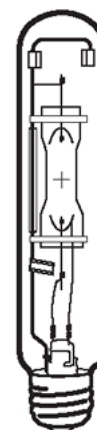
	Mercury	HPS
Rated Light Output (Lumens @ 100 hours)	36000	
Lamp Lumens per Watt (100hrs)	90	
Rated Life (Hrs @ 10Hr./Start)	15000	
Correlated Colour Temperature (K)	4500	
Chromaticity (CIE - X Y)	364,371	
Colour Rendering Index (CRI) or (Ra)	68	
Typical Warm Up Time (Minutes)	3-5	
Typical Hot Restart Time (Minutes)	5-10	
Energy Rating (ErP)	A+ 440 kWh/1000h	

Physical Data

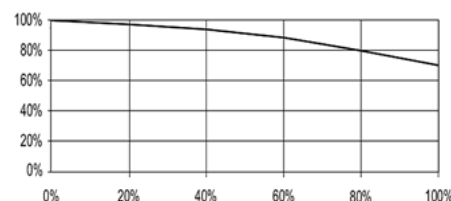
	Mercury	HPS
Base Designation	E40	
Bulb Designation	T46	
Bulb Diameter (mm)	46	
Max. Overall Length (mm)	285	
Light Centre Length (mm)	175	
Effective Arc Length (mm)	28	
Max. Base Temperature (°C)	250	
Max. Bulb Temperature (°C)	500	
Socket Pulse Rating (KV)	4.5	
Mercury Content (mg)	35	

Lamp Electrical Data

	Mercury	HPS
Nominal Lamp Wattage (W)	400	
Lamp Operating Voltage (V)	130	
Lamp Operating Current (A)	3.2	
Min. Open Circuit Voltage (RMS)	198	
Min. Starting Pulse (Peak V)	600	
Min. Pulse Width (Microseconds)	260 @540V	
Min. Pulse Rate Per ½ cycle	1	
Pulse Position (Electrical Degrees)	60-90, 240-270	



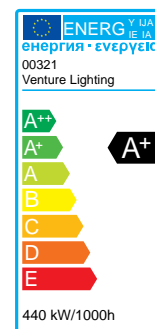
Lumen Maintenance (Light Output vs. Rated Life)



Lamp Mortality (Survivors vs. Rated Life)

Revision: 20-10-2017

See page 2 for product notes





Product Code: 00321

Notes:

This lamp is also compatible with a 3.0-4.5kV ignitor

This Product Specification contains data about typical performance at nominal power. Actual values may depend on ballast and applications. Complies with (CE), Low Voltage (CE), WEEE and RoHS Directives.