



Technical Specification

Product Code: SIN012PW


Description: 10AX 2 Gang 2 Way Plate Switch Insert



General Information

Insert Dimensions (mm)	82.5 (W) x 82.5 (H) x 2.5 (D)	
Plate Fixing Centres - Horizontal (mm)	60.3	
MiniGrid Plate (Gang)	1	
MiniGrid Single Width Module Quantity	2	
MiniGrid Double Width Module Quantity	1	
Style	Screwless Insert	
Insert Colour	Polar White	
Compatible Cover Plate	SCP402#	
Materials	Insert: Polycarbonate	Rear Housing: Nylon
	Terminals: Brass	Terminal Screws: Steel & Yellow Passivated
	Contacts: Silver "on-lay" Copper / Brass	Internal Busbars: Formed Pressed Brass
	Earth Strap: Mild Steel	
Anti Microbial Certified	No	
Rated Voltage (V~) (Ue)	250	Frequency (Hz) 50
Inductive Load Rating (AX)	10	
Load Rating Comments	Suitable for Inductive Loads	
Termination Type	Screw	
Terminal Size (mm)	Ø3.5	Terminal Torque Value (Nm) 0.5
Terminal Capacity - Solid (mm²)	4 x 1.5 or 2 x 2.5	
Modular Rocker Switches	Yes	
2 Way Switch	Yes	
Minimum Back Box Depth (mm)	25	
Ingress Protection	IP20	
Operational Temperature (°C)	-5 to +40	
Warranty (Years)	10	

Standards BS EN 60669-1: 2018

Additional Information Ensure that the mains supply is isolated before commencing installation and refer to the circuit diagram with the relevant product.
Bare earth cables must always be covered with appropriate sleeving and wired to the earth terminal.
Interchangeable with modules in the MiniGrid Range. 

Product Code: SCP402**

Description: 1 Gang MiniGrid® 2 Apertures Cover Plate

General Information

Dimensions (mm)	86 (W) x 86 (H) x 4 (D)
Finishes Available	BS (Brushed Stainless), CH (Polished Chrome), SS (Stainless Steel), MW (Metal White), BK (Matt Black), PW (Polar White) & RD (Red)
Plate Materials	Decorative & Metal Black or White: Stainless Steel, Black, Polar White & Red: Polycarbonate




SCP402BS



SCP402CH



SCP402SS



SCP402MW



SCP402BK



SCP402PW



SCP402RD

UK Design Registration: 3015621