

Product Code: SIN651PW

Description: 13A Double Pole Switched Fused Connection Unit Insert



General Information

Insert Dimensions (mm)	82.5 (W) x 82.5 (H) x 2.5 (D)	
Plate Fixing Centres - Horizontal (mm)	60.3	
Style	Screwless Insert	
Insert Colour	Polar White	
Compatible Cover Plate	SCP251#	
Materials	Insert: Polycarbonate	Rear Housing: Urea
	Rear Housing: Urea	Terminals: Brass
	Terminal Screws: Steel & Yellow Passivated	Contacts: Silver "on-lay" Copper / Brass
	Internal Busbars: Formed Pressed Brass	Earth Strap: Mild Steel
Anti Microbial Certified	No	
Rated Voltage (V~) (Ue)	250	Frequency (Hz) 50
Resistive Load Rating (A)	13	
Fuse Fitted Rating & Type	13A (BS 1362)	
Termination Type	Screw	
Terminal Size (mm)	Ø5	Terminal Torque Value (Nm) 2
Terminal Capacity - Solid (mm²)	3 x 2.5 or 2 x 4	
Switched	Yes	
Double Pole Switch	Yes	
Twin Earth Terminals	Yes	
Minimum Back Box Depth (mm)	35	
Ingress Protection	IP20	
Operational Temperature (°C)	-5 to +40	
Warranty (Years)	10	
Standards	BS 1363-4 BS 1362	

Additional Information


For cleaning / polishing of products, use only a soft, dry, clean cloth.
 Ensure that the mains supply is isolated before commencing installation and refer to the circuit diagram with the relevant product.
 Bare earth cables must always be covered with appropriate sleeving and wired to the earth terminal.

Product Code: SCP251**


Description: 13A Switched Fused Connection Unit Cover Plate

General Information

Dimensions (mm)	86 (W) x 86 (H) x 4 (D)
Finishes Available	BS (Brushed Stainless), CH (Polished Chrome), SS (Stainless Steel), MB (Metal Black), MW (Metal White), BK (Matt Black) & PW (Polar White)
Plate Materials	Decorative & Metal Black or White: Stainless Steel, Black & Polar White: Polycarbonate



SCP251BS



SCP251CH




SCP251SS



SCP251MB



SCP251MW



SCP251BK



SCP251PW