

# MLSA360N

## 360° PIR Light Controller

### Features & Benefits

- Adjustable 360 Degree PIR Detector IP45 Weatherproof Rating
- Enhanced 360° detection zone for optimum coverage
- Multiple mounting options – surface, ceiling or corner mounting
- Immediate illumination of lights on exit and approach
- Optional Mode Settings – Manual, Dusk to Dawn and Test mode
- Corner Mount Bracket Supplied in Pack
- Pan & Tilt Sensor Aiming Adjustment
- Easy Installation With Fast-fix Terminal Block Connection
- Optional mode settings – Manual, Dusk to Dawn and Test mode.
- Corner mount bracket supplied in pack.



### Technical Data

<b>Operating Voltage</b>	230V AC
<b>Frequency</b>	50Hz
<b>Installation Type</b>	Surface Mount/Ceiling Mount
<b>Earth Class Rating</b>	Class II
<b>Operating Temperature</b>	0°C to 40°C
<b>Ingress Protection Rating</b>	IP45
<b>Setting Type</b>	Dial

# Data sheet

## MLSA360N

Light / PIR Lighting Controllers

<b>Max Mounting Height (Mtr)</b>	2.5
<b>Motion Detection (Mtr)</b>	12
<b>Detection Angle</b>	360°
<b>Mounting Hole Centres (mm)</b>	59
<b>Standby Consumption</b>	<1.3W
<b>Number of Channels</b>	1
<b>Switch rating</b>	140W LED, 3000W Halogen, 500W Fluorescent Lighting, 140W Low Energy Lighting
<b>ON Time Adjustment</b>	5 Seconds to 12 Minutes
<b>Lux Level</b>	5 to 1000
<b>Detection Range (Mtr)</b>	12
<b>Permanent ON Facility</b>	Yes (Pulse Override)
<b>Dusk Till Dawn</b>	Yes
<b>Multiple Unit Support</b>	Yes
<b>Cable Entry(s)</b>	Back Entry, Bottom Entry (Knockouts)

### General

<b>Weight (g)</b>	276
<b>Height (mm)</b>	94.5
<b>Width (mm)</b>	80.6
<b>Depth (mm)</b>	128.5
<b>Body Construction</b>	Polycarbonate
<b>Product Colour</b>	Black
<b>Accessories (Included)</b>	Fittings (Rawl Plugs, Screws), Corner Mount Bracket
<b>EAN Number</b>	5012483011959

# Data sheet

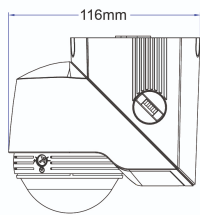
## MLSA360N

Light / PIR Lighting Controllers

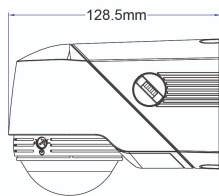
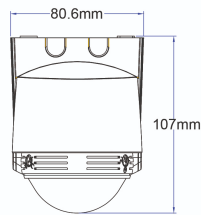
Guarantee Period

3 Years

### Line Diagrams



Eave  
mount



Wall  
mount

