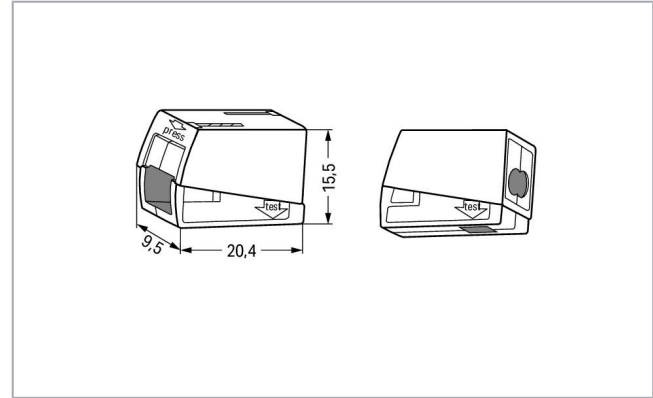


Data sheet | Item number: 224-112

2-conductor lighting connector; push-button on lighting side; Lighting side: for all conductor types; Inst. side: for solid conductors; 224 Series; max. 2.5 mm²; Surrounding air temperature: max 60°C; 2,50 mm²; white

www.wago.com/224-112



Item description

Note:

Terminating Aluminum Conductors

WAGO spring clamp terminal blocks are suitable for solid aluminum conductors up to 4 mm²/12 AWG if WAGO "Alu-Plus" Contact Paste is used for termination.

"Alu-Plus" Contact Paste Advantages:

- Automatically destroys the oxide film during clamping.

—
Subject to changes. Please also observe the further product documentation!

WAGO Kontakttechnik GmbH & Co. KG
Hansastr. 27
32423 Minden
Phone: +49571 887-0 | Fax: +49571 887-169
Email: info.de@wago.com | Web: www.wago.com

Do you have any questions about our products?
We are always happy to take your call at 01788 568 008.



- Prevents fresh oxidation at the clamping point.
- Prevents electrolytic corrosion between aluminum and copper conductors (in the same terminal block).
- Provides long-term protection against corrosion.

For spring clamp connections with PUSH WIRE® connection technology, **WAGO recommends that the aluminum conductor first be cleaned and then immediately inserted into the clamping unit filled with "Alu-Plus" contact paste.**

It is also possible to apply WAGO "Alu-Plus" **additionally** on the whole surface of the aluminum conductor before termination.

Please note that the nominal currents must be adapted to the reduced conductivity of the aluminum conductors::

2.5 mm² = 16 A

4 mm² = 22 A

Safety information 1:

in grounded power lines

Data

Electrical data

Ratings per IEC/EN 60664-1

Ratings per	EN 60664
Nominal voltage (II/2)	400 V
Rated surge voltage (II/2)	4 kV
Rated current	24 A
Legend (ratings)	(II / 2) Δ Overvoltage category II / Pollution degree 2

Connection data

Connection type (1)	Installation side
Connection technology	PUSH WIRE®
Number of connection points (connection type)	2
Actuation type	Push-in
Connectable conductor materials	Copper Aluminum
Solid conductor	1 ... 2.5 mm ² / 16 ... 14 AWG
Strip length	9 ... 11 mm / 0.35 ... 0.43 inch
Connection type 2	Lighting side
Connection technology 2	CAGE CLAMP®
Number of connection points	1
Solid conductor 2	0.5 ... 2.5 mm ² / 20 ... 14 AWG

Subject to changes. Please also observe the further product documentation!

Fine-stranded conductor 2	0.5 ... 2.5 mm ² / 20 ... 16 AWG
Total number of connection points	3
Total number of potentials	1
Wiring type	Side-entry wiring

Physical data

Width	9.5 mm / 0.374 inch
Height	15.5 mm / 0.61 inch
Depth	20.5 mm / 0.807 inch

Material Data

Color	white
Fire load	0.046 MJ
Weight	2.1 g

Environmental Requirements



Surrounding air temperature (operation)	60 ... 60 °C
Continuous operating temperature	105 ... 105 °C

Commercial data

Product Group	7 (Push Wire Conn.)
Packaging type	BOX
Country of origin	CH
GTIN	4044918583596
Customs tariff number	85369010000





Approvals / Certificates

Country specific Approvals

Logo	Approval	Additional Approval Text	Certificate name
	CSA DEKRA Certification B.V.	C22.2	1053495
	VDE VDE Prüf- und Zertifizierungsinstitut	EN 60998	40022792

Subject to changes. Please also observe the further product documentation!

Ship Approvals

Logo	Approval	Additional Approval Text	Certificate name
	ABS American Bureau of Shipping	-	18- HG1755093- PDA
	BV Bureau Veritas S.A.	EN 60998	11914/DO BV
	DNV GL Det Norske Veritas, Germanischer Lloyd	EN 60998	TAE000015T
	LR Lloyds Register	EN 60998	04/20013 (E8)

UL-Approvals

Logo	Approval	Additional Approval Text	Certificate name
	UL UL International Germany GmbH	EN 60998	CCA- 2617-A1
	UL UL International Germany GmbH	EN 60998	D-05895- A1 (EN60998- 1 EN60998- 2-2)
	UL UL International Germany GmbH	UL 486C	E69654

Counterpart

Subject to changes. Please also observe the further product documentation!

WAGO Kontakttechnik GmbH & Co. KG
 Hansastr. 27
 32423 Minden
 Phone: +49571 887-0 | Fax: +49571 887-169
 Email: info.de@wago.com | Web: www.wago.com

Do you have any questions about our products?
 We are always happy to take your call at 01788 568 008.

Compatible products

General accessories



Item no.: 249-130

Syringe; Contents: 20 ml Alu-Plus contact paste

www.wago.com/249-130

Downloads

Documentation

Bid Text

224-112 docx - Datei	21-Feb-2019	docx 15.9 kB	Download
224-112 X81 - Datei	19-Feb-2019	xml 3.5 kB	Download
Additional Information Technical explanations	03-Apr-2019	pdf 2.2 MB	Download

CAD/CAE-Data

CAD data

2D/3D Models 224-112	URL	Download
----------------------	-----	----------


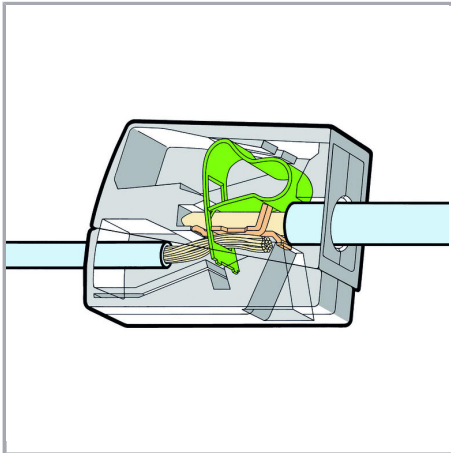
CAE data

EPLAN Data Portal 224-112	URL	Download
WSCAD Universe 224-112	URL	Download
ZUKEN Portal 224-112	URL	Download

Installation Notes



Conductor termination

Subject to changes. Please also observe the further product documentation!




Strip conductor to 9 ... 11 mm (0.35 ... 0.43 inch).

Lighting Connectors, 2.5 mm² (12 AWG), 224 Series






To connect: Press button fully, insert stripped conductor into square entry and release.



To remove: Press button and withdraw conductor.


Subject to changes. Please also observe the further product documentation!



To connect: Insert stripped solid conductor into circular entry and push until it hits the backstop.

To remove: Hold conductor to be removed and twist alternately left and right while slightly pulling the connector.

Testing



Testing via separate test ports.

Subject to changes. Please also observe the further product documentation!