

Description: HIT 250W/HOR/DU/4.5K

## Performance Data

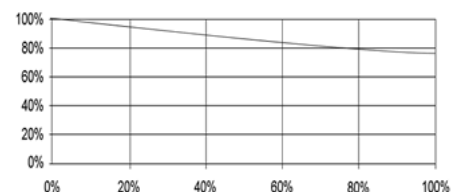
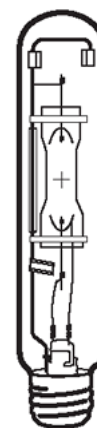
Rated Light Output (Lumens @ 100 hours)	21250
Lamp Lumens per Watt (100hrs)	85
Rated Life (Hrs @ 10Hr./Start)	15000
Correlated Colour Temperature (K)	4500
Chromaticity (CIE - X Y)	364,371
Colour Rendering Index (CRI) or (Ra)	68
Typical Warm Up Time (Minutes)	3-5
Typical Hot Restart Time (Minutes)	5-10
Energy Rating (ErP)	A 275 kWh/1000h

## Physical Data

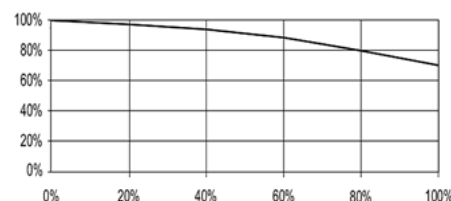
Base Designation	E40
Bulb Designation	T46
Bulb Diameter (mm)	46
Max. Overall Length (mm)	245
Light Centre Length (mm)	146
Effective Arc Length (mm)	22
Max. Base Temperature (°C)	250
Max. Bulb Temperature (°C)	500
Socket Pulse Rating (KV)	4.5
Mercury Content (mg)	25

## Lamp Electrical Data

Nominal Lamp Wattage (W)	250
Lamp Operating Voltage (V)	125
Lamp Operating Current (A)	2.1
Min. Open Circuit Voltage (RMS)	198
Min. Starting Pulse (Peak V)	600V
Min. Pulse Width (Microseconds)	260 @540V
Min. Pulse Rate Per ½ cycle	1
Pulse Position (Electrical Degrees)	60-90, 240-270



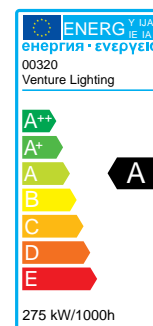
Lumen Maintenance (Light Output vs. Rated Life)



Lamp Mortality (Survivors vs. Rated Life)

Revision: 04-04-2018

\*\*See page 2 for product notes\*\*





**Product Code: 00320**

**Notes:**

This lamp is also compatible with a 3.0-4.5kV ignitor

This Product Specification contains data about typical performance at nominal power. Actual values may depend on ballast and applications. Complies with (CE), Low Voltage (CE), WEEE and RoHS Directives.