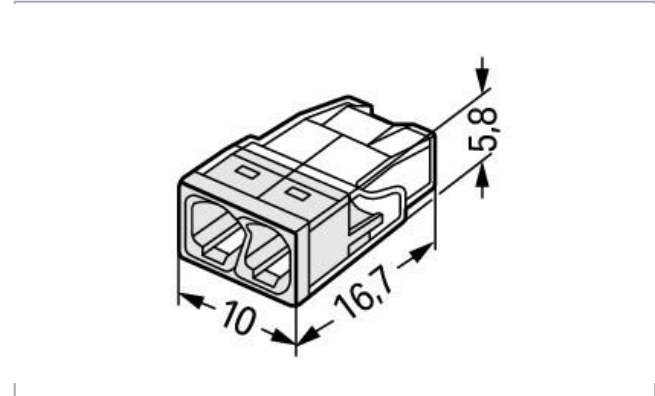


Data sheet | Item number: 2273-202

COMPACT splicing connector; for solid conductors; max. 2.5 mm²; 2-conductor; transparent housing; white cover; Surrounding air temperature: max 60°C (T60); 2,50 mm²; transparent

www.wago.com/2273-202



Item description

Advantages:

- Convenient wiring via an extremely compact design
- Push-in termination of up to eight solid conductors
- Cross-section range: 0.5 ... 2.5 mm²
- Any combination of conductor sizes is possible
- PUSH WIRE® connection terminates solid ("s") copper conductors

Note:

Terminating Aluminum Conductors

WAGO spring clamp terminal blocks are suitable for solid aluminum conductors up to 4 mm²/12 AWG if WAGO "Alu-Plus" Contact Paste is used for termination.

"Alu-Plus" Contact Paste Advantages:

- Automatically destroys the oxide film during clamping.
- Prevents fresh oxidation at the clamping point.
- Prevents electrolytic corrosion between aluminum and copper conductors (in the same terminal block).
- Provides long-term protection against corrosion.

Subject to changes. Please also observe the further product documentation!

WAGO Kontakttechnik GmbH & Co. KG
Hansastr. 27
32423 Minden
Phone: +49571 887-0 | Fax: +49571 887-169
Email: info.de@wago.com | Web: www.wago.com

Do you have any questions about our products?
We are always happy to take your call at +49 (571) 887-44222.



For spring clamp connections with PUSH WIRE® connection technology, **WAGO recommends that the aluminum conductor first be cleaned and then immediately inserted into the clamping unit filled with "Alu-Plus" contact paste.**

It is also possible to apply WAGO "Alu-Plus" **additionally** on the whole surface of the aluminum conductor before termination.

Please note that the nominal currents must be adapted to the reduced conductivity of the aluminum conductors::

2.5 mm² = 16 A

4 mm² = 22 A

Safety information 1:

in grounded power lines

Data

Electrical data

Ratings per IEC/EN 60664-1

Ratings per	IEC/EN 60664-1
Nominal voltage (II/2)	450 V
Rated surge voltage (II/2)	4 kV
Rated current	24 A
Legend (ratings)	(II / 2) ≙ Overvoltage category II / Pollution degree 2

Connection data

Connection technology	PUSH WIRE®
Actuation type	Push-in
Connectable conductor materials	Copper Aluminum
Solid conductor	0.5 ... 2.5 mm ² / 20 ... 16 AWG
Strip length	11 mm / 0.43 inch
Total number of connection points	2
Total number of potentials	1
Wiring type	Side-entry wiring

Physical data

Width	10 mm / 0.394 inch
Height	5.8 mm / 0.228 inch
Depth	16.7 mm / 0.657 inch

Subject to changes. Please also observe the further product documentation!

Material Data

Color	transparent
Cover color	white
Flammability class per UL94	V2
Fire load	0.014 MJ
Weight	0.7 g

Environmental Requirements


Surrounding air temperature (operation)	60 ... 60 °C
Continuous operating temperature	105 ... 105 °C
Temperature marking per EN 60998	T60

Commercial data



Product Group	7 (Push Wire Conn.)
Packaging type	BOX
Country of origin	DE
GTIN	4050821027843
Customs tariff number	85369010000

Approvals / Certificates

Country specific Approvals

Logo	Approval	Additional Approval Text	Certificate name
	VDE VDE Prüf- und Zertifizierungsinstitut	EN 60998	40029794

Ship Approvals

Logo	Approval	Additional Approval Text	Certificate name
	ABS American Bureau of Shipping	-	15- HG1419918- PDA
	DNV GL Det Norske Veritas, Germanischer Lloyd	EN 60998	TAE000015T

Subject to changes. Please also observe the further product documentation!



LR
Lloyds Register

EN 60998

04/20013
(E8)

Counterpart

Compatible products

Mounting adapter



Item no.: 2273-500

Mounting carrier; for single- and double-row con.; 2273 Series; for DIN-35 rail mounting/screw mounting; orange

www.wago.com/2273-500

General accessories



Item no.: 249-130

Syringe; Contents: 20 ml Alu-Plus contact paste

www.wago.com/249-130

Downloads

Documentation

Bid Text

2273-202 doc - Datei	17-May-2017	doc 25.1 kB	Download
2273-202 X81 - Datei	19-Feb-2019	xml 3.2 kB	Download
Additional Information Technical explanations	03-Apr-2019	pdf 2.2 MB	Download

CAD/CAE-Data

CAD data

2D/3D Models 2273-202 [URL](#) [Download](#)

CAE data

EPLAN Data Portal 2273-202 [URL](#) [Download](#)

Subject to changes. Please also observe the further product documentation!

WAGO Kontakttechnik GmbH & Co. KG
Hansastr. 27
32423 Minden
Phone: +49571 887-0 | Fax: +49571 887-169
Email: info.de@wago.com | Web: www.wago.com

Do you have any questions about our products?
We are always happy to take your call at +49 (571) 887-44222.

WSCAD Universe 2273-202

URL

Download


ZUKEN Portal 2273-202

URL


Download

Installation Notes


Conductor termination



Strip solid conductor to 11 mm / 0.43 inch (see marking).




The transparent housing shows if conductors are fully inserted; within the colored base, a clear port shows if the conductor's strip length is correct.



Termination: Insert stripped solid conductor until it hits backstop.


Conductors are correctly stripped if the clear port shows no bare conductor on the unprinted connector side. Picture shows center conductor with exceeded strip length.



Removal: Hold conductor to be removed and twist alternately left and right while pulling the connector.

Subject to changes. Please also observe the further product documentation!

Testing



Testing via test port opposite to conductor entry.

Subject to changes. Please also observe the further product documentation!